


EGEDAL GYMNASIUM & HF

Resultater



@Ventures
Elevtrivselsundersøgelse

Indholdsfortegnelse

Indholdsfortegnelse..... **Fejl! Bogmærke er ikke defineret.**

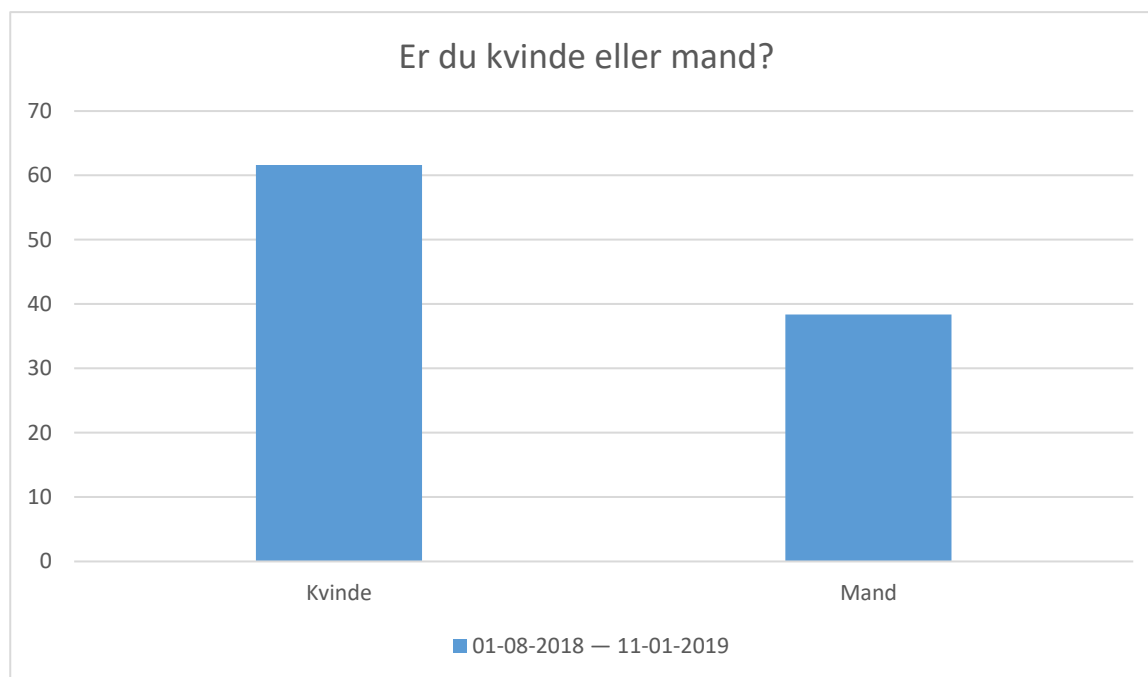
Overskrift..... **Fejl! Bogmærke er ikke defineret.**

Underoverskrift **Fejl! Bogmærke er ikke defineret.**

Tabel **Fejl! Bogmærke er ikke defineret.**

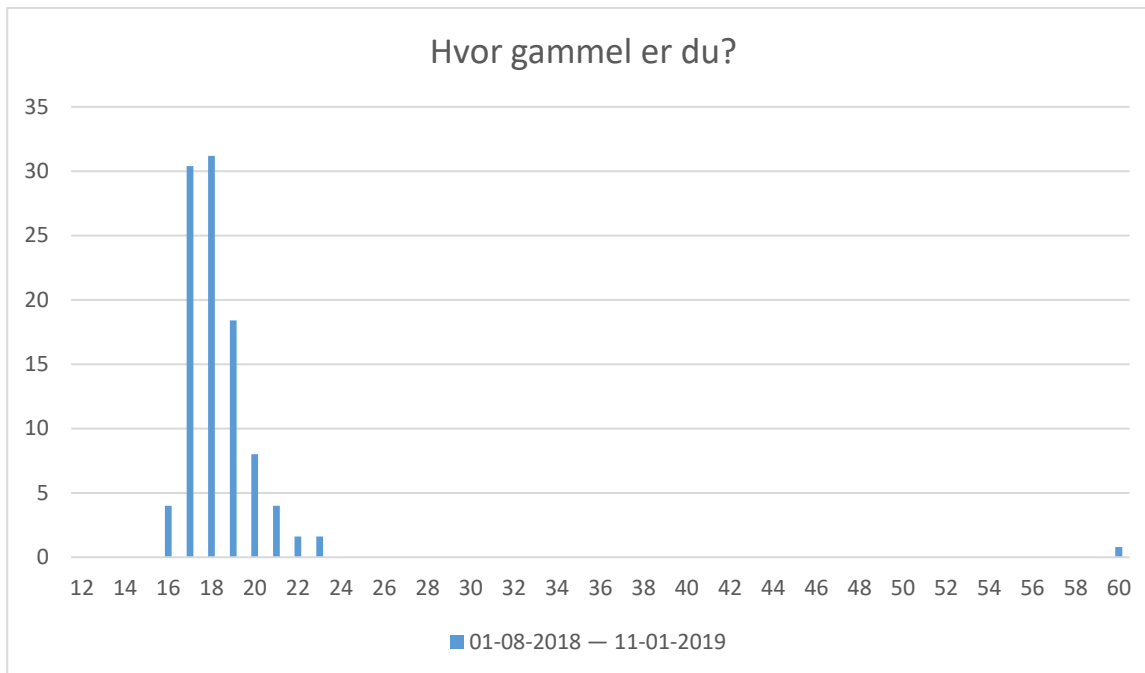
Diagrammer..... **Fejl! Bogmærke er ikke defineret.**

Afsnit A



01-08-2018 — 11-01-2019; Gennemsnit og spredning kan ikke beregnes.

Svarmulighed	01-08-2018 — 11-01-2019: Antal	01-08-2018 — 11-01-2019: Andel (%)
Kvinde	77	62
Mand	48	38
Total	125	-

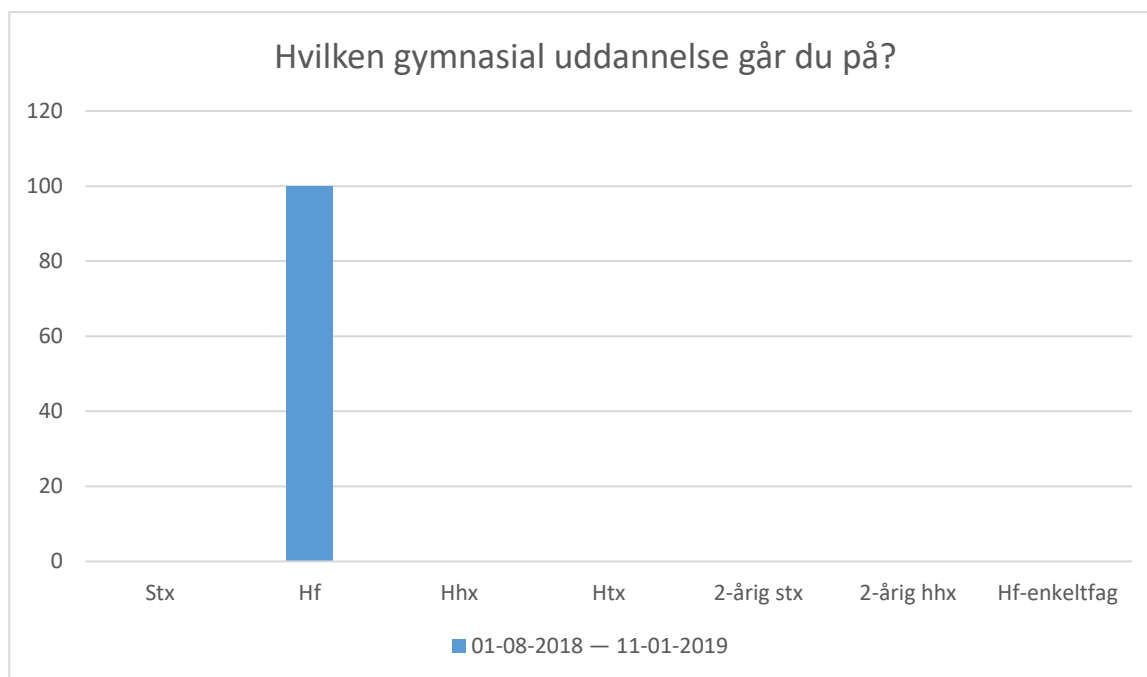


01-08-2018 — 11-01-2019; Gennemsnit: 18,6, spredning: 4

Svarmulighed	01-08-2018 — 11-01-2019: Antal	01-08-2018 — 11-01-2019: Andel (%)
12	0	0
13	0	0
14	0	0
15	0	0
16	5	4
17	38	30
18	39	31
19	23	18
20	10	8
21	5	4
22	2	2
23	2	2
24	0	0
25	0	0
26	0	0
27	0	0
28	0	0
29	0	0
30	0	0
31	0	0
32	0	0
33	0	0
34	0	0
35	0	0
36	0	0
37	0	0

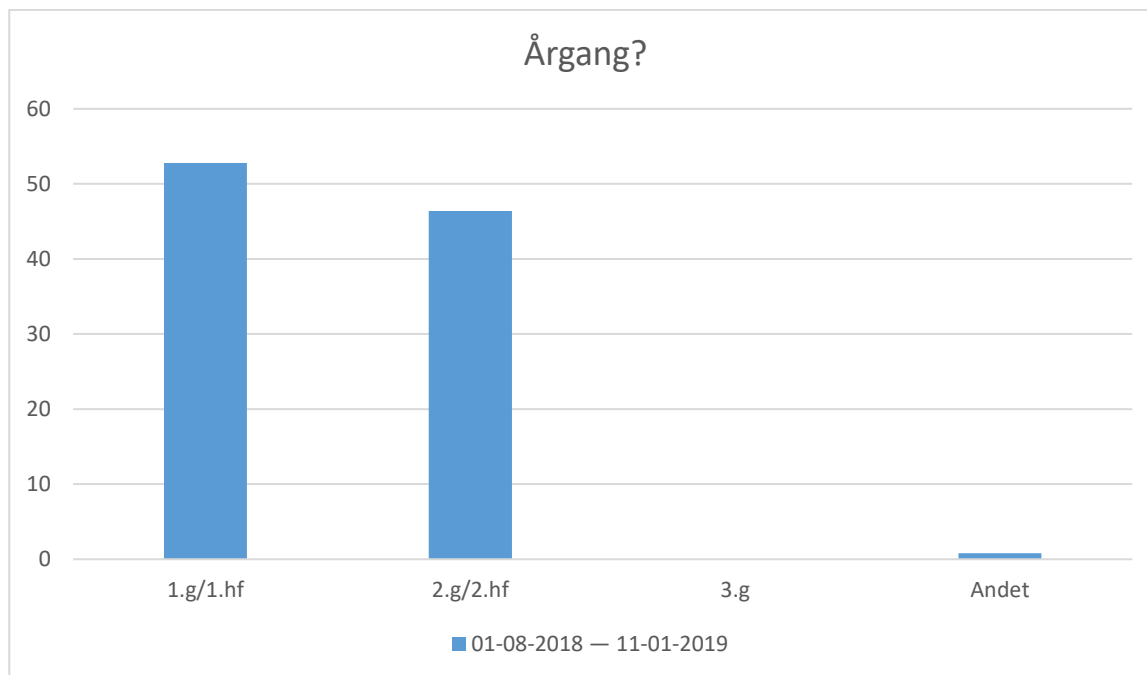
38	0	0
39	0	0
40	0	0
41	0	0
42	0	0
43	0	0
44	0	0
45	0	0
46	0	0
47	0	0
48	0	0
49	0	0
50	0	0
51	0	0
52	0	0
53	0	0
54	0	0
55	0	0
56	0	0
57	0	0
58	0	0
59	0	0
60	1	1
Total	125	-

Afsnit B



01-08-2018 — 11-01-2019; Gennemsnit og spredning kan ikke beregnes.

Svarmulighed	01-08-2018 — 11-01-2019: Antal	01-08-2018 — 11-01-2019: Andel (%)
Stx	0	0
Hf	125	100
Hhx	0	0
Htx	0	0
2-årig stx	0	0
2-årig hhx	0	0
Hf-enkeltfag	0	0
Total	125	-

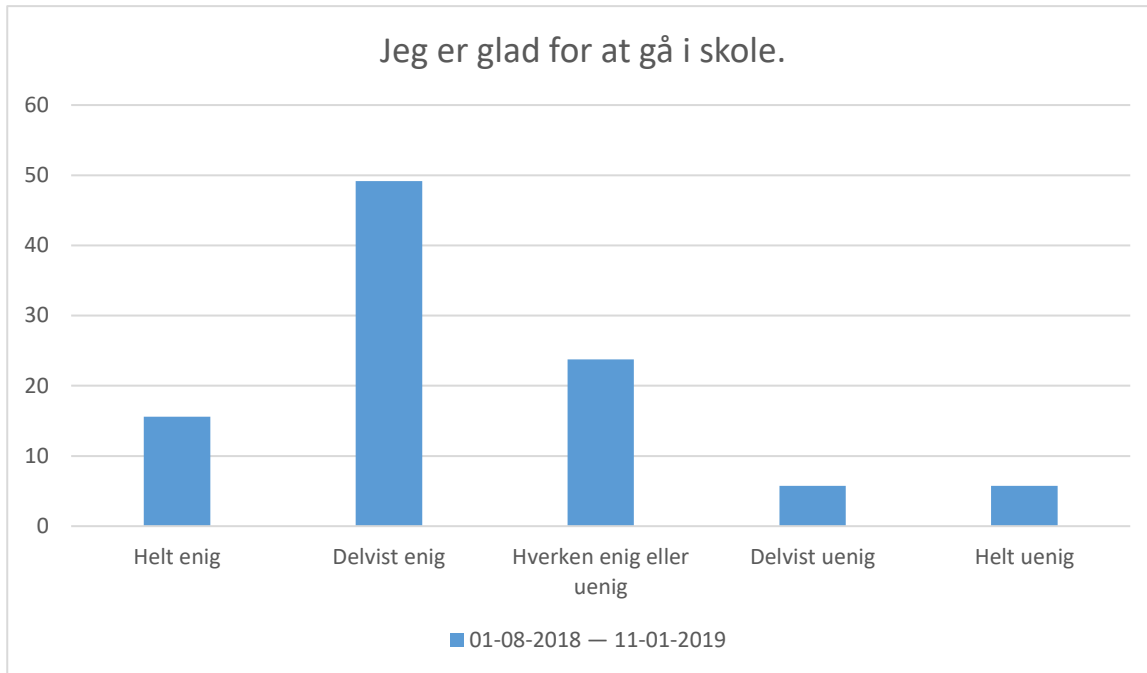


01-08-2018 — 11-01-2019; Gennemsnit og spredning kan ikke beregnes.

Svarmulighed	01-08-2018 — 11-01-2019: Antal	01-08-2018 — 11-01-2019: Andel (%)
1.g/1.hf	66	53
2.g/2.hf	58	46
3.g	0	0
Andet	1	1
Total	125	-

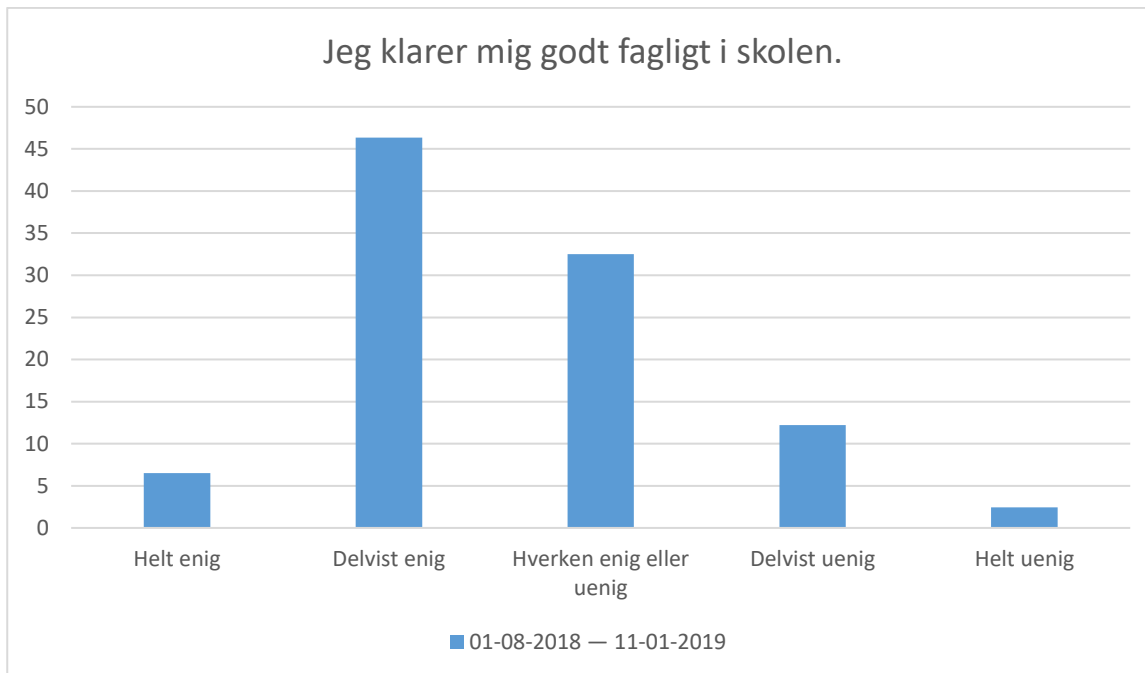
Spørsmålet »Hvilken klasse går du i (den klasse du har dansk sammen med)?« har ikke nok besvarelser.

Afsnit C



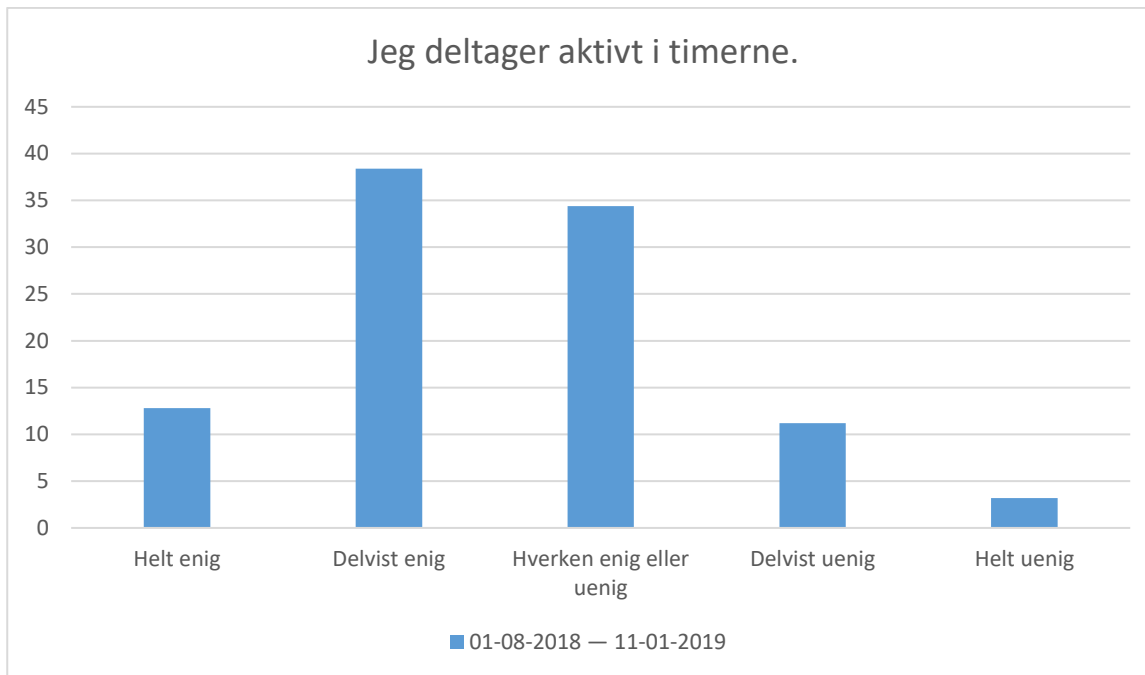
01-08-2018 — 11-01-2019; Gennemsnit: 3,6, spredning: 1

Svarmulighed	01-08-2018 — 11-01-2019: Antal	01-08-2018 — 11-01-2019: Andel (%)
Helt enig	19	16
Delvist enig	60	49
Hverken enig eller uenig	29	24
Delvist uenig	7	6
Helt uenig	7	6
Total	122	-



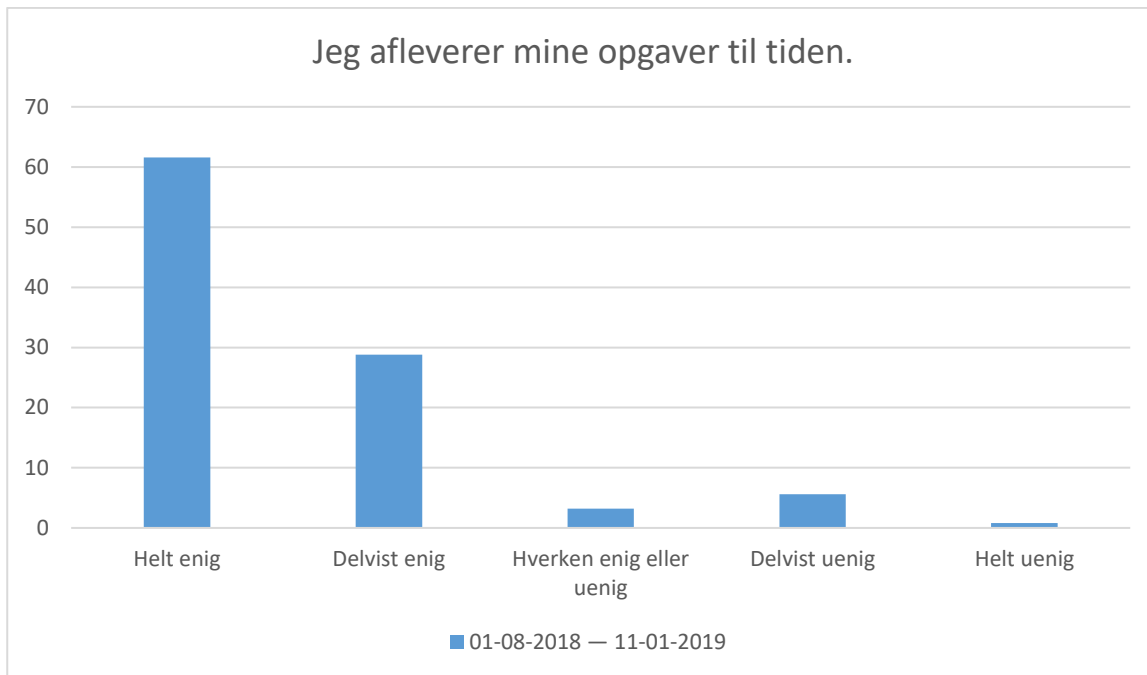
01-08-2018 — 11-01-2019; Gennemsnit: 3,4, spredning: 0,9

Svarmulighed	01-08-2018 — 11-01-2019: Antal	01-08-2018 — 11-01-2019: Andel (%)
Helt enig	8	7
Delvist enig	57	46
Hverken enig eller uenig	40	33
Delvist uenig	15	12
Helt uenig	3	2
Total	123	-



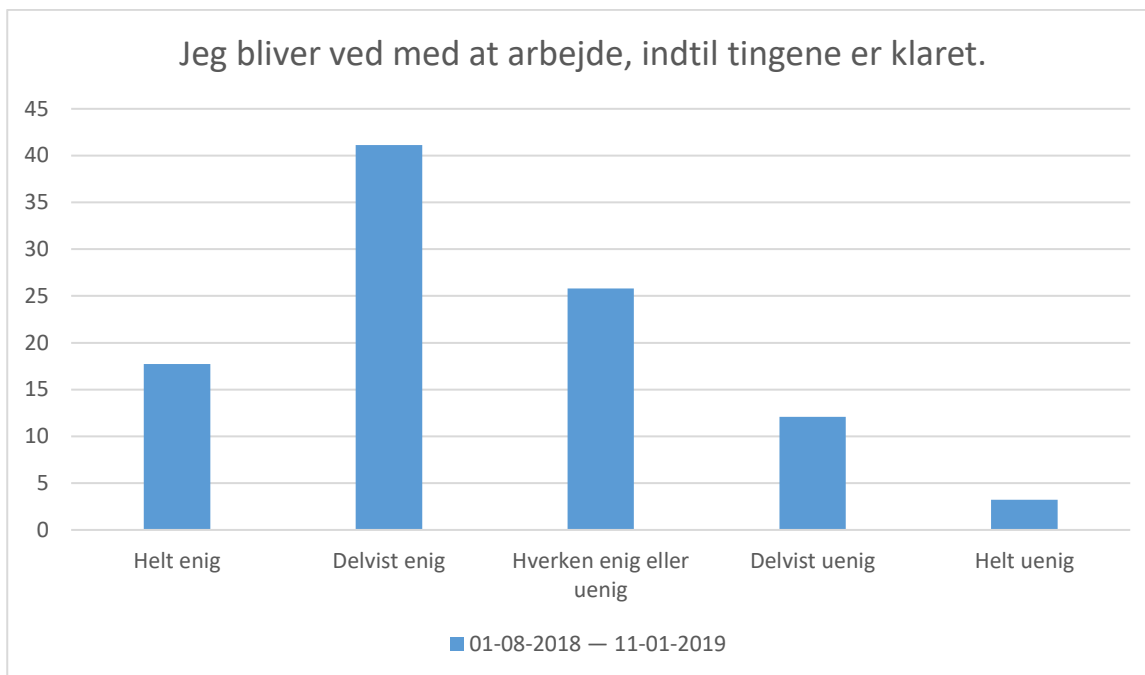
01-08-2018 — 11-01-2019; Gennemsnit: 3,5, spredning: 1

Svarmulighed	01-08-2018 — 11-01-2019: Antal	01-08-2018 — 11-01-2019: Andel (%)
Helt enig	16	13
Delvist enig	48	38
Hverken enig eller uenig	43	34
Delvist uenig	14	11
Helt uenig	4	3
Total	125	-



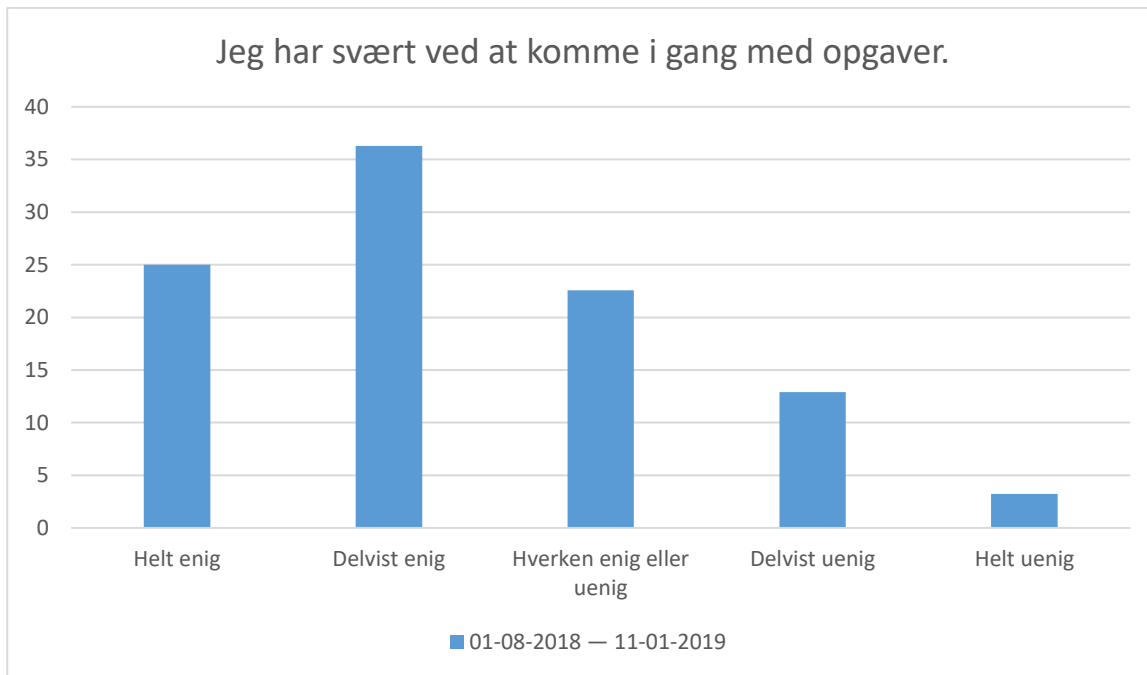
01-08-2018 — 11-01-2019; Gennemsnit: 4,4, spredning: 0,9

Svarmulighed	01-08-2018 — 11-01-2019: Antal	01-08-2018 — 11-01-2019: Andel (%)
Helt enig	77	62
Delvist enig	36	29
Hverken enig eller uenig	4	3
Delvist uenig	7	6
Helt uenig	1	1
Total	125	-



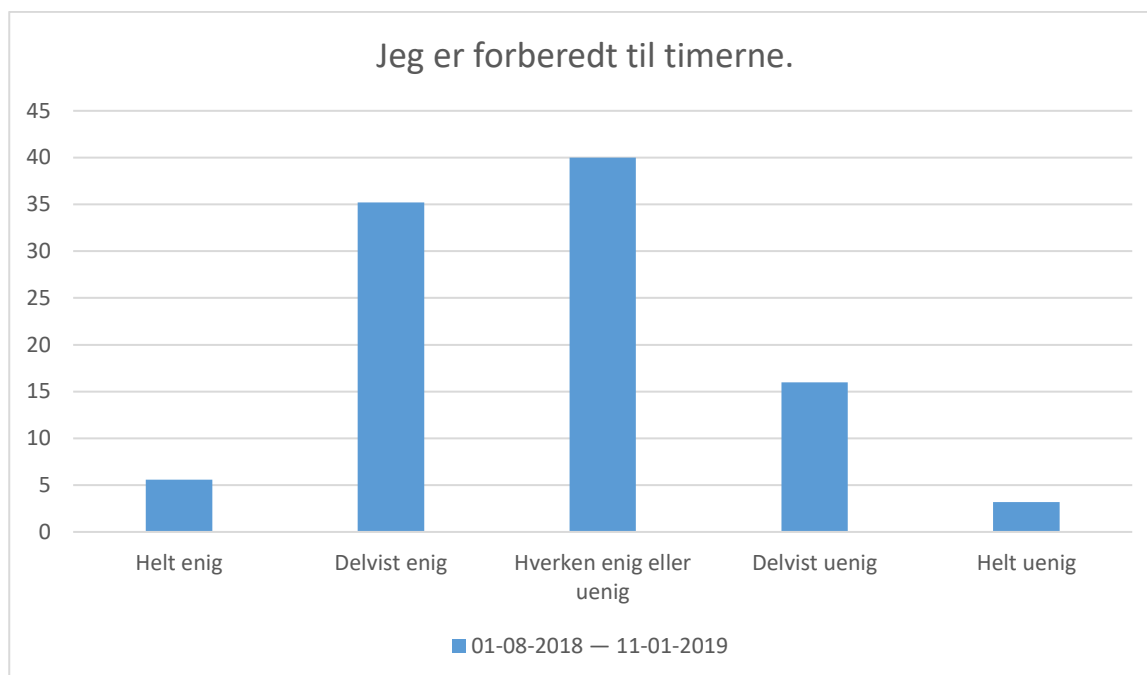
01-08-2018 — 11-01-2019; Gennemsnit: 3,6, spredning: 1

Svarmulighed	01-08-2018 — 11-01-2019: Antal	01-08-2018 — 11-01-2019: Andel (%)
Helt enig	22	18
Delvist enig	51	41
Hverken enig eller uenig	32	26
Delvist uenig	15	12
Helt uenig	4	3
Total	124	-



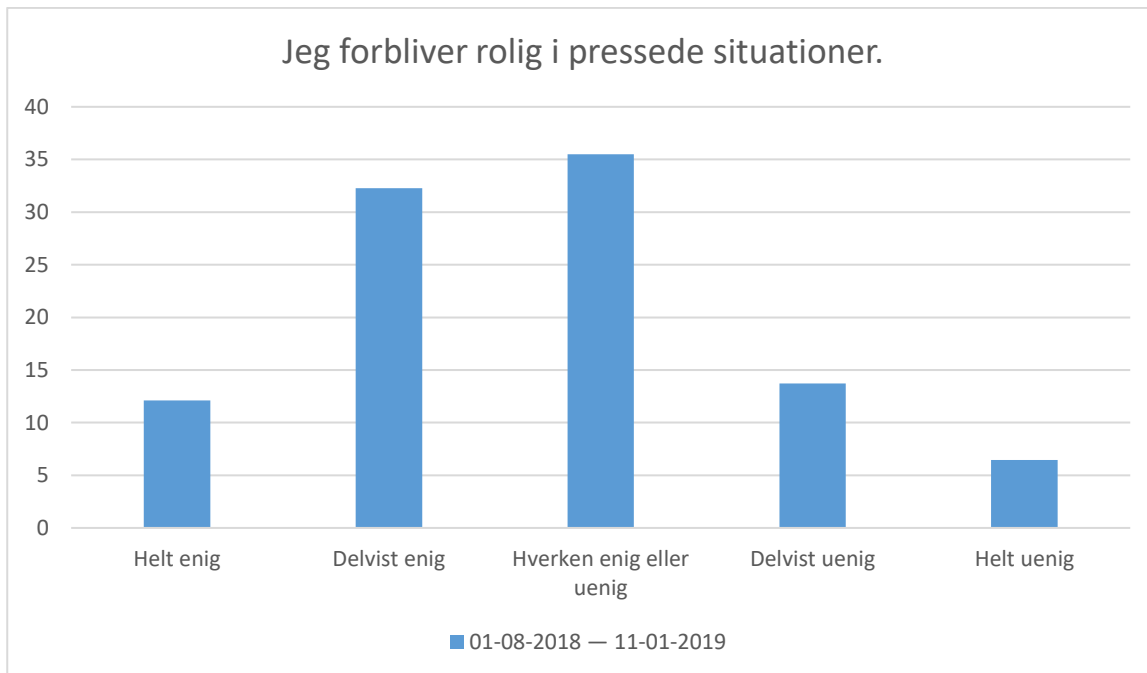
01-08-2018 — 11-01-2019; Gennemsnit: 3,7, spredning: 1,1

Svarmulighed	01-08-2018 — 11-01-2019: Antal	01-08-2018 — 11-01-2019: Andel (%)
Helt enig	31	25
Delvist enig	45	36
Hverken enig eller uenig	28	23
Delvist uenig	16	13
Helt uenig	4	3
Total	124	-



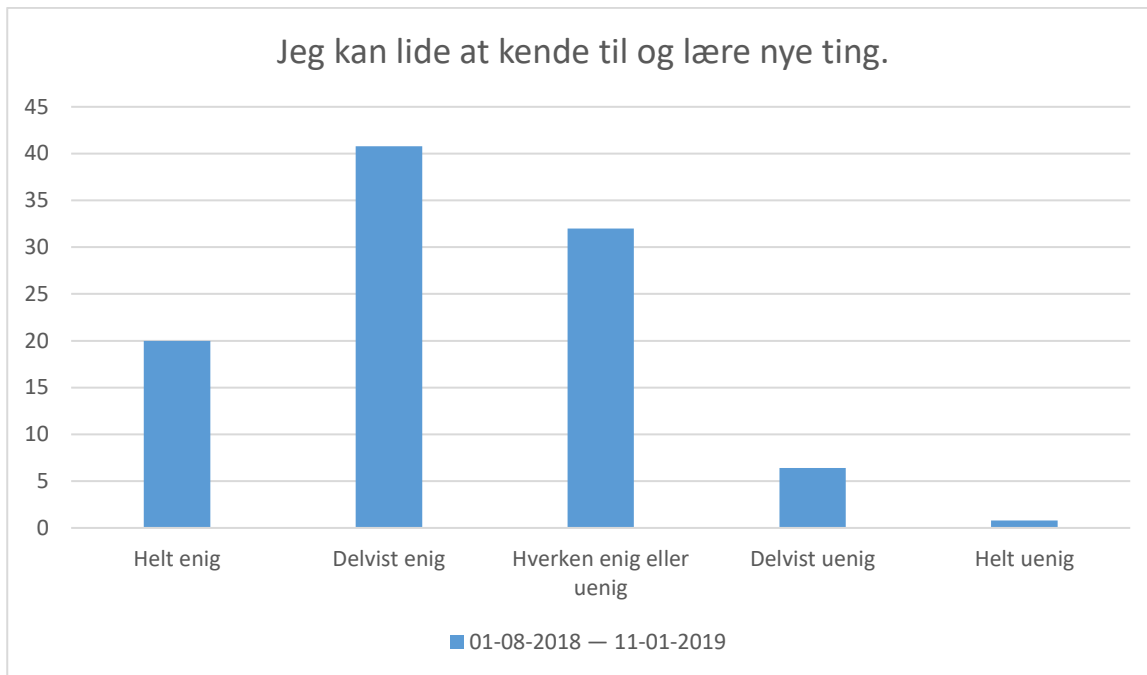
01-08-2018 — 11-01-2019; Gennemsnit: 3,2, spredning: 0,9

Svarmulighed	01-08-2018 — 11-01-2019: Antal	01-08-2018 — 11-01-2019: Andel (%)
Helt enig	7	6
Delvist enig	44	35
Hverken enig eller uenig	50	40
Delvist uenig	20	16
Helt uenig	4	3
Total	125	-



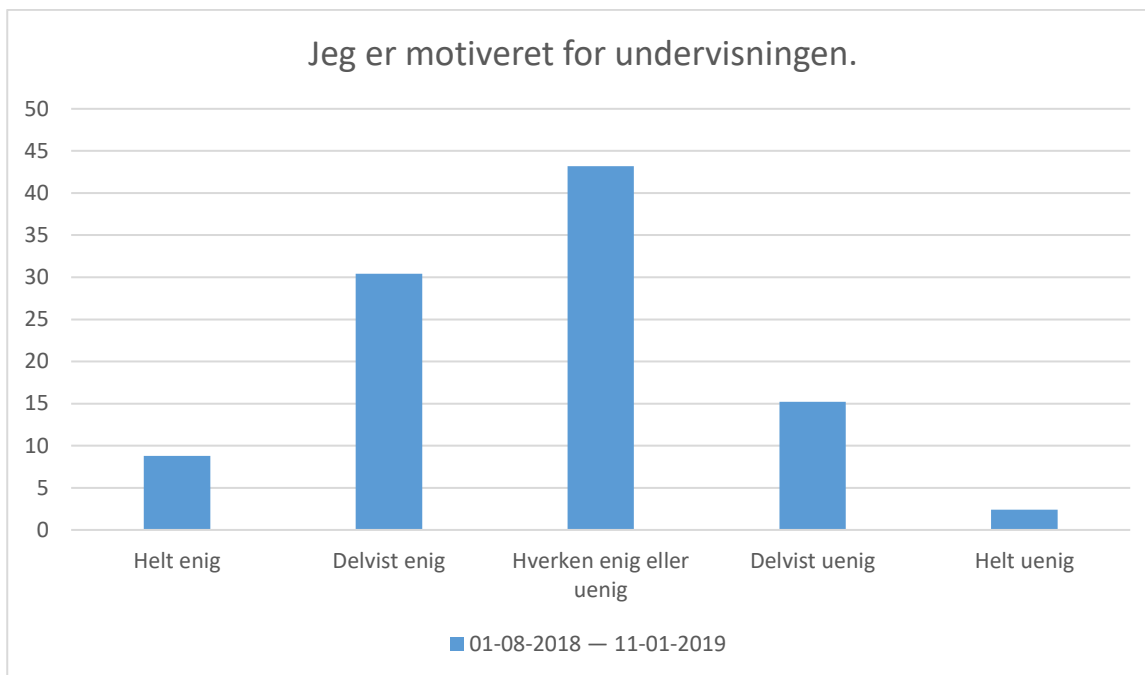
01-08-2018 — 11-01-2019; Gennemsnit: 3,3, spredning: 1,1

Svarmulighed	01-08-2018 — 11-01-2019: Antal	01-08-2018 — 11-01-2019: Andel (%)
Helt enig	15	12
Delvist enig	40	32
Hverken enig eller uenig	44	35
Delvist uenig	17	14
Helt uenig	8	6
Total	124	-



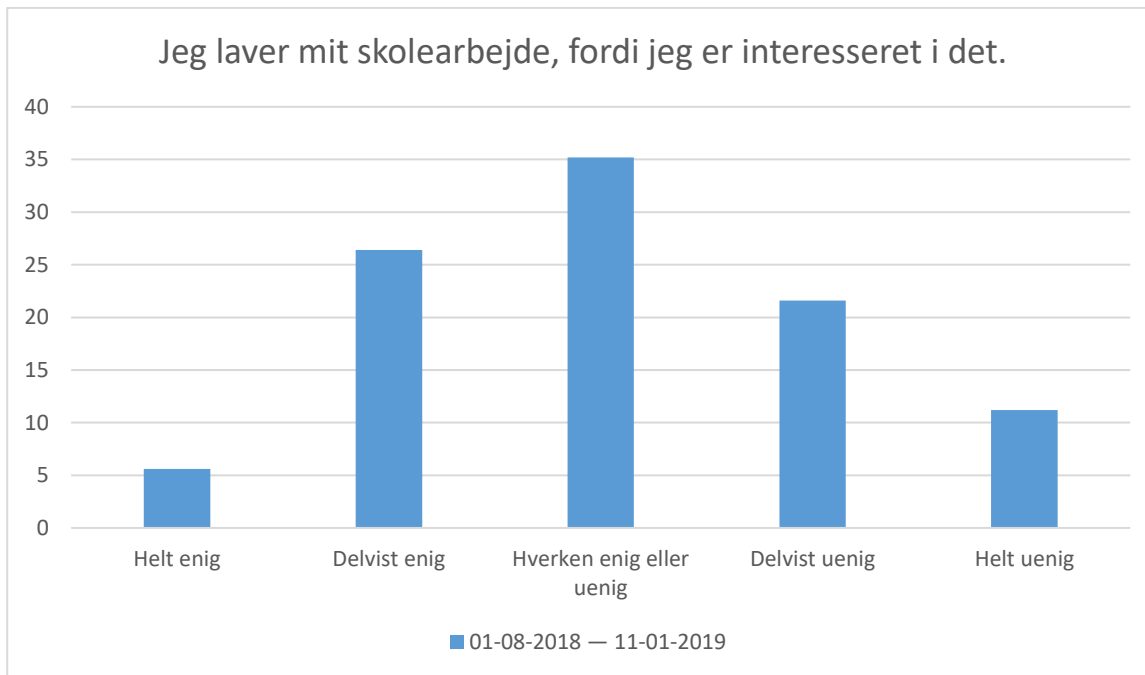
01-08-2018 — 11-01-2019; Gennemsnit: 3,7, spredning: 0,9

Svarmulighed	01-08-2018 — 11-01-2019: Antal	01-08-2018 — 11-01-2019: Andel (%)
Helt enig	25	20
Delvist enig	51	41
Hverken enig eller uenig	40	32
Delvist uenig	8	6
Helt uenig	1	1
Total	125	-



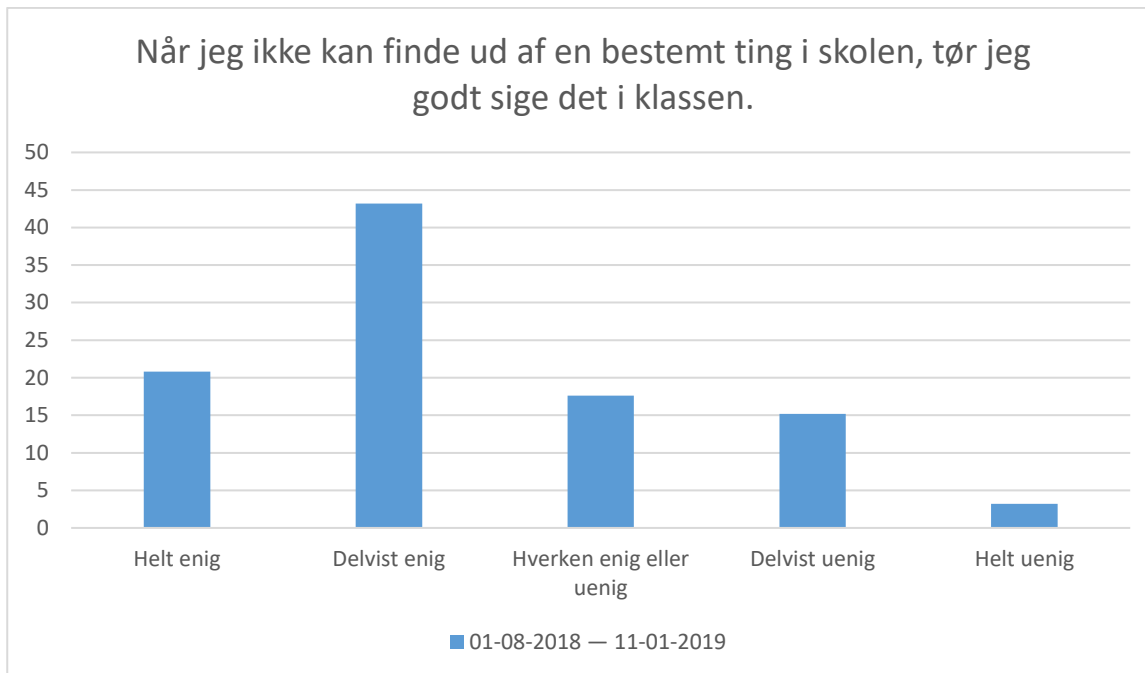
01-08-2018 — 11-01-2019; Gennemsnit: 3,3, spredning: 0,9

Svarmulighed	01-08-2018 — 11-01-2019: Antal	01-08-2018 — 11-01-2019: Andel (%)
Helt enig	11	9
Delvist enig	38	30
Hverken enig eller uenig	54	43
Delvist uenig	19	15
Helt uenig	3	2
Total	125	-



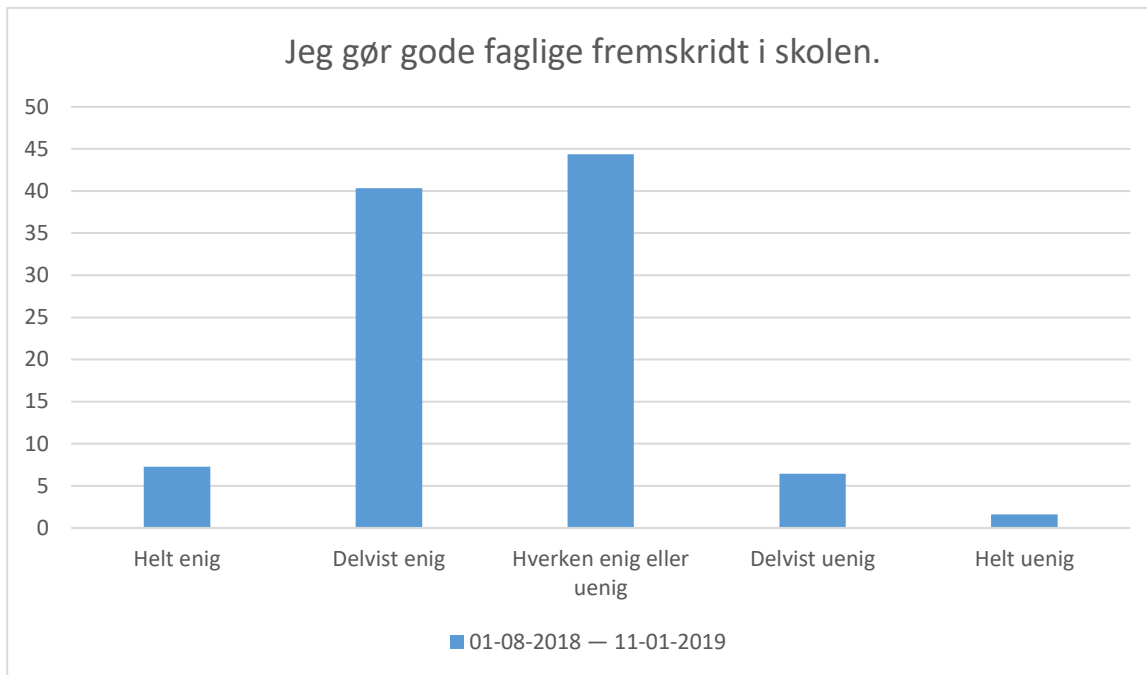
01-08-2018 — 11-01-2019; Gennemsnit: 2,9, spredning: 1,1

Svarmulighed	01-08-2018 — 11-01-2019: Antal	01-08-2018 — 11-01-2019: Andel (%)
Helt enig	7	6
Delvist enig	33	26
Hverken enig eller uenig	44	35
Delvist uenig	27	22
Helt uenig	14	11
Total	125	-



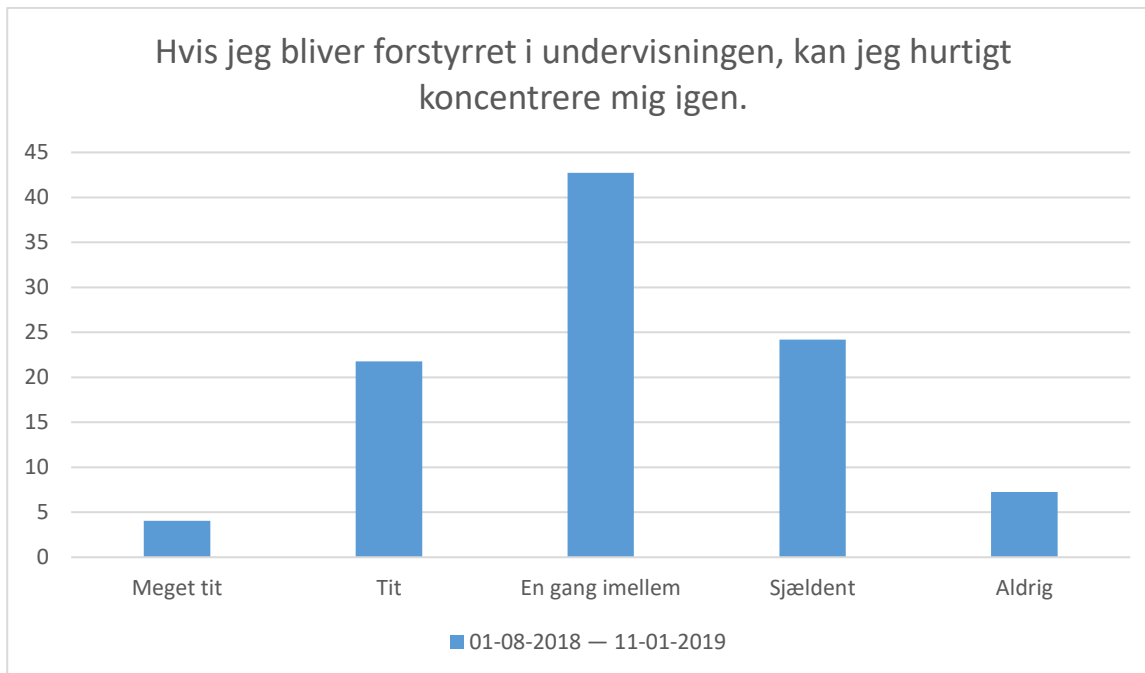
01-08-2018 — 11-01-2019; Gennemsnit: 3,6, spredning: 1,1

Svarmulighed	01-08-2018 — 11-01-2019: Antal	01-08-2018 — 11-01-2019: Andel (%)
Helt enig	26	21
Delvist enig	54	43
Hverken enig eller uenig	22	18
Delvist uenig	19	15
Helt uenig	4	3
Total	125	-



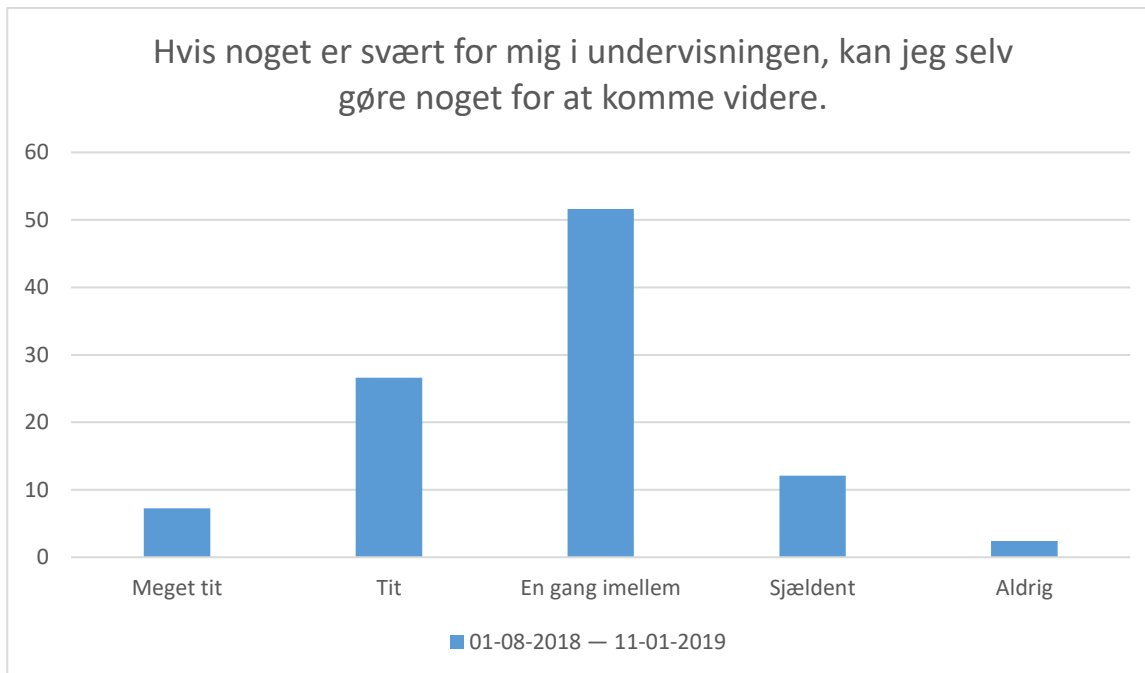
01-08-2018 — 11-01-2019; Gennemsnit: 3,5, spredning: 0,8

Svarmulighed	01-08-2018 — 11-01-2019: Antal	01-08-2018 — 11-01-2019: Andel (%)
Helt enig	9	7
Delvist enig	50	40
Hverken enig eller uenig	55	44
Delvist uenig	8	6
Helt uenig	2	2
Total	124	-



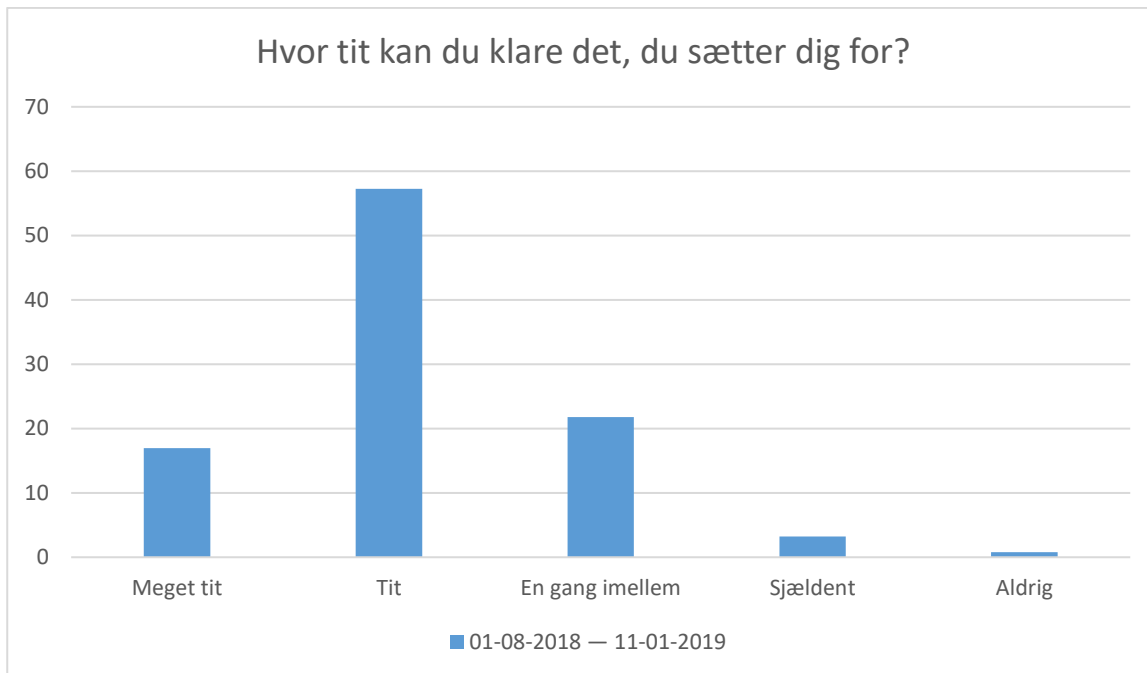
01-08-2018 — 11-01-2019; Gennemsnit: 2,9, spredning: 1

Svarmulighed	01-08-2018 — 11-01-2019: Antal	01-08-2018 — 11-01-2019: Andel (%)
Meget tit	5	4
Tit	27	22
En gang imellem	53	43
Sjældent	30	24
Aldrig	9	7
Total	124	-



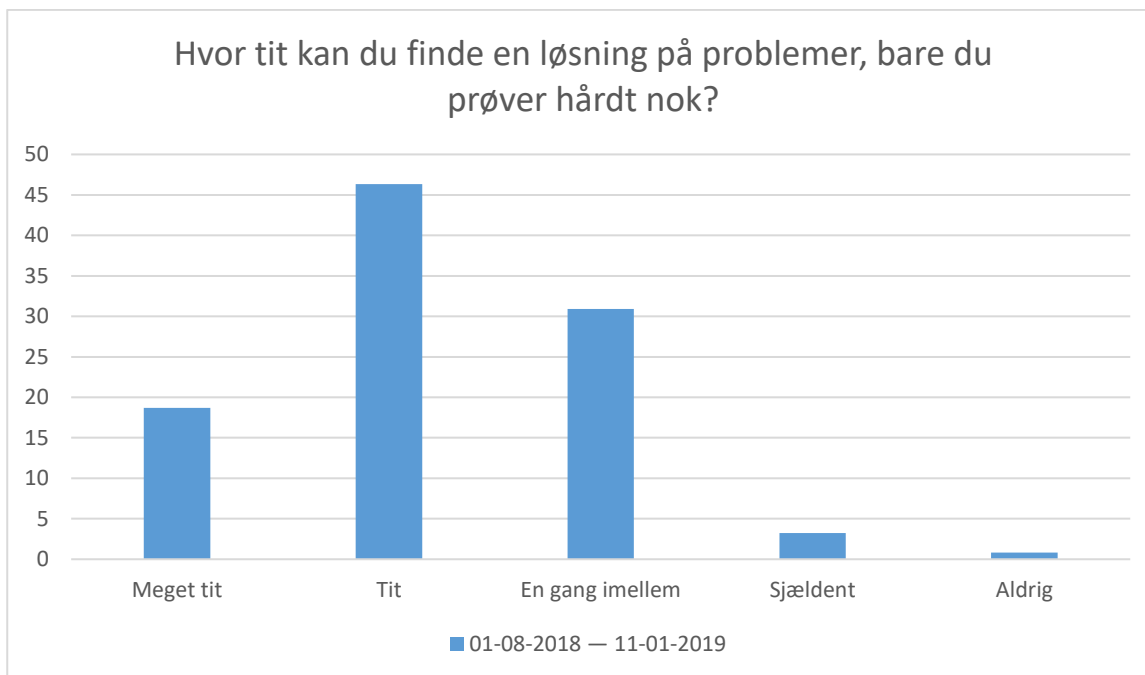
01-08-2018 — 11-01-2019; Gennemsnit: 3,2, spredning: 0,8

Svarmulighed	01-08-2018 — 11-01-2019: Antal	01-08-2018 — 11-01-2019: Andel (%)
Meget tit	9	7
Tit	33	27
En gang imellem	64	52
Sjældent	15	12
Aldrig	3	2
Total	124	-



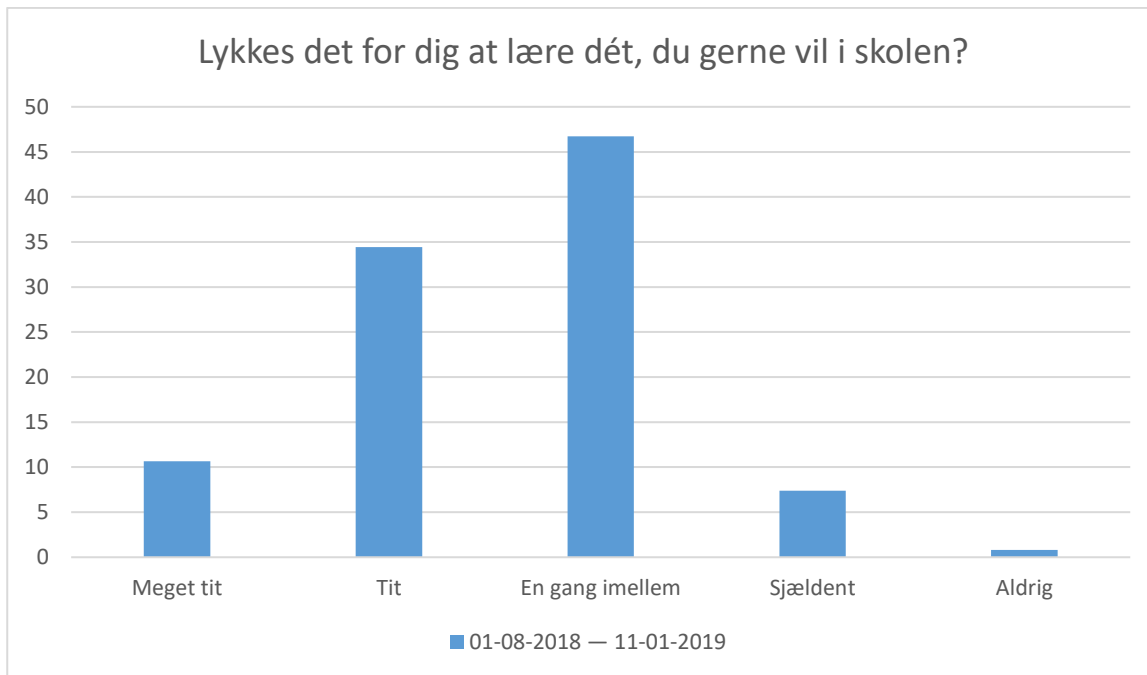
01-08-2018 — 11-01-2019; Gennemsnit: 3,9, spredning: 0,8

Svarmulighed	01-08-2018 — 11-01-2019: Antal	01-08-2018 — 11-01-2019: Andel (%)
Meget tit	21	17
Tit	57	57
En gang imellem	27	22
Sjældent	4	3
Aldrig	1	1
Total	124	-



01-08-2018 — 11-01-2019; Gennemsnit: 3,8, spredning: 0,8

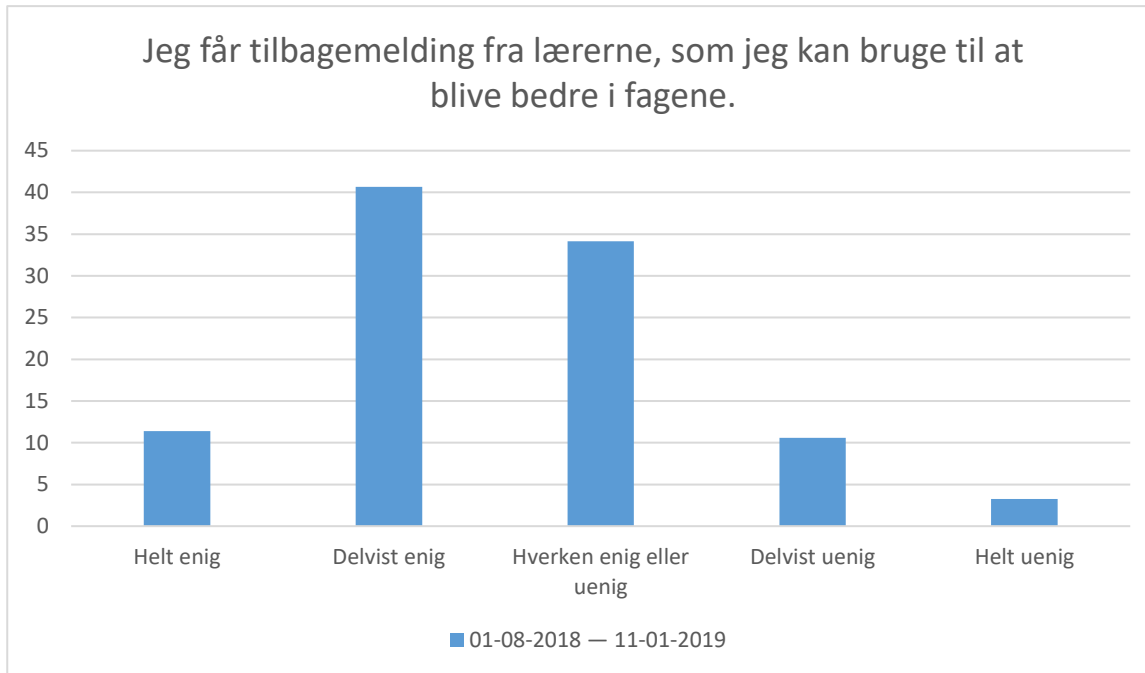
Svarmulighed	01-08-2018 — 11-01-2019: Antal	01-08-2018 — 11-01-2019: Andel (%)
Meget tit	23	19
Tit	57	46
En gang imellem	38	31
Sjældent	4	3
Aldrig	1	1
Total	123	-



01-08-2018 — 11-01-2019; Gennemsnit: 3,5, spredning: 0,8

Svarmulighed	01-08-2018 — 11-01-2019: Antal	01-08-2018 — 11-01-2019: Andel (%)
Meget tit	13	11
Tit	42	34
En gang imellem	57	47
Sjældent	9	7
Aldrig	1	1
Total	122	-

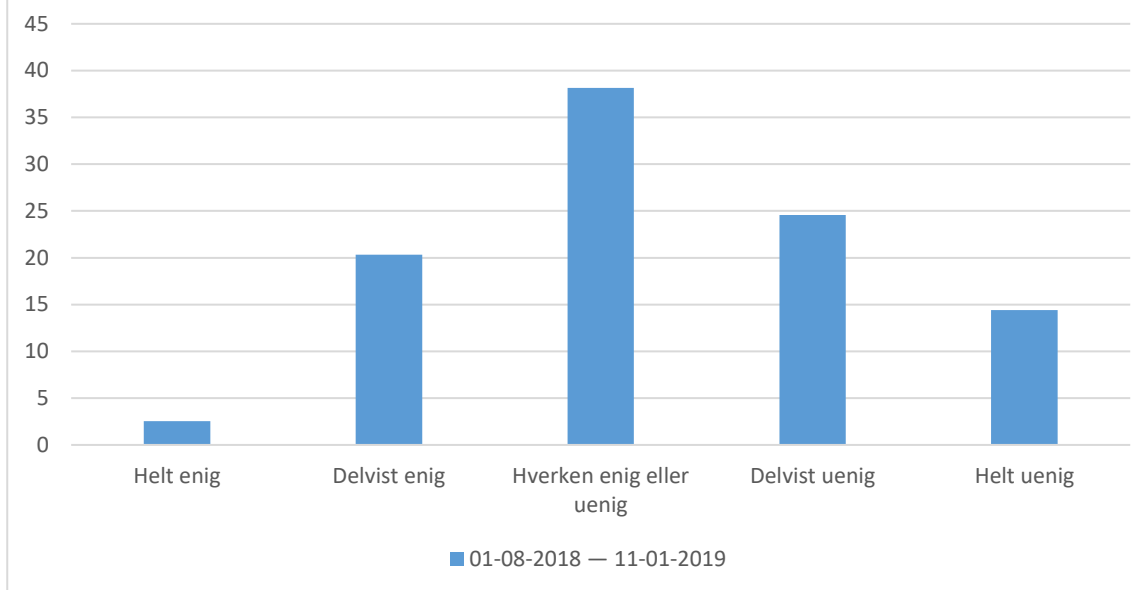
Afsnit D



01-08-2018 — 11-01-2019; Gennemsnit: 3,5, spredning: 0,9

Svarmulighed	01-08-2018 — 11-01-2019: Antal	01-08-2018 — 11-01-2019: Andel (%)
Helt enig	14	11
Delvist enig	50	41
Hverken enig eller uenig	42	34
Delvist uenig	13	11
Helt uenig	4	3
Total	123	-

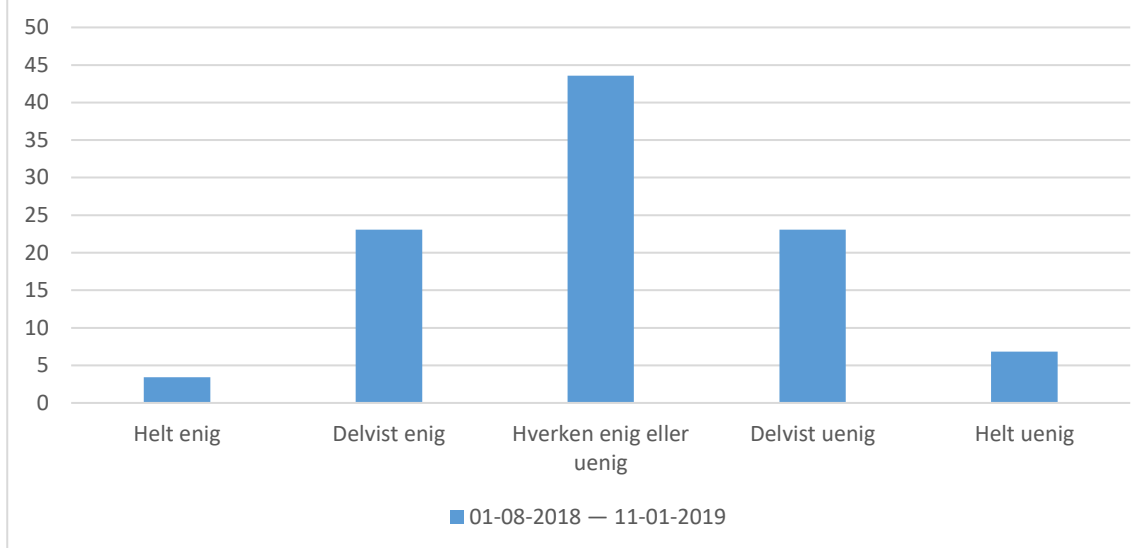
Jeg har indflydelse på undervisningen.



01-08-2018 — 11-01-2019; Gennemsnit: 2,7, spredning: 1

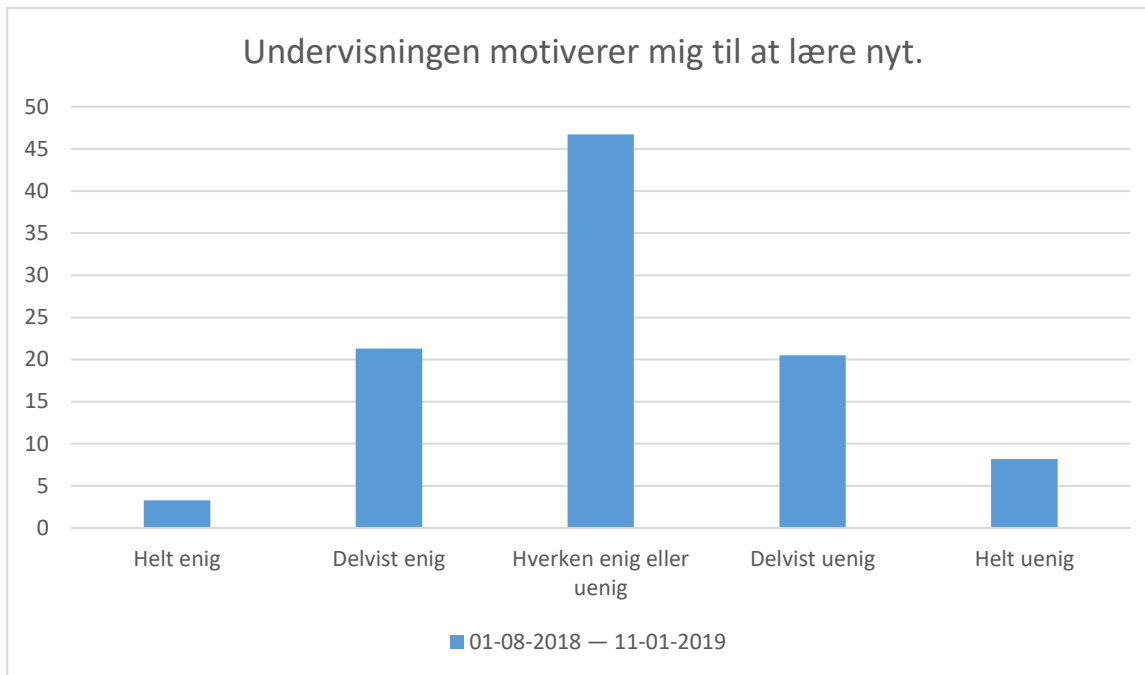
Svarmulighed	01-08-2018 — 11-01-2019: Antal	01-08-2018 — 11-01-2019: Andel (%)
Helt enig	3	3
Delvist enig	24	20
Hverken enig eller uenig	45	38
Delvist uenig	29	25
Helt uenig	17	14
Total	118	-

Lærerne sørger for, at elevernes ideer bliver brugt i undervisningen.



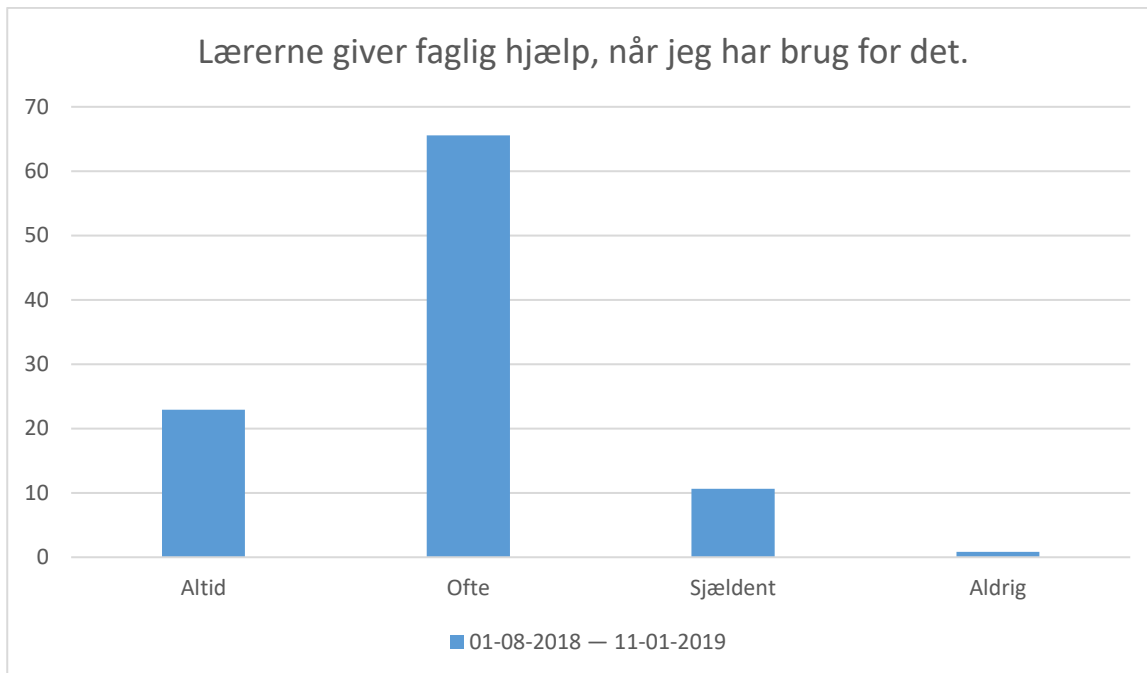
01-08-2018 — 11-01-2019; Gennemsnit: 2,9, spredning: 0,9

Svarmulighed	01-08-2018 — 11-01-2019: Antal	01-08-2018 — 11-01-2019: Andel (%)
Helt enig	4	3
Delvist enig	27	23
Hverken enig eller uenig	51	44
Delvist uenig	27	23
Helt uenig	8	7
Total	117	-



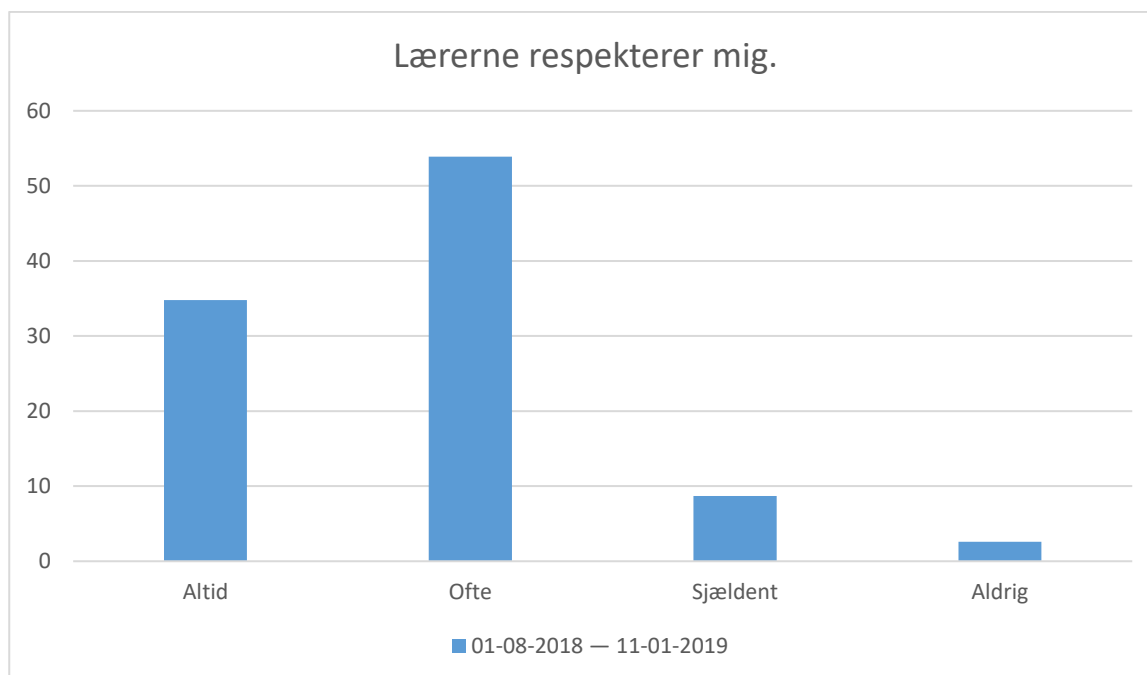
01-08-2018 — 11-01-2019; Gennemsnit: 2,9, spredning: 0,9

Svarmulighed	01-08-2018 — 11-01-2019: Antal		01-08-2018 — 11-01-2019: Andel (%)	
Helt enig		4		3
Delvist enig		26		21
Hverken enig eller uenig		57		47
Delvist uenig		25		20
Helt uenig		10		8
Total		122		-



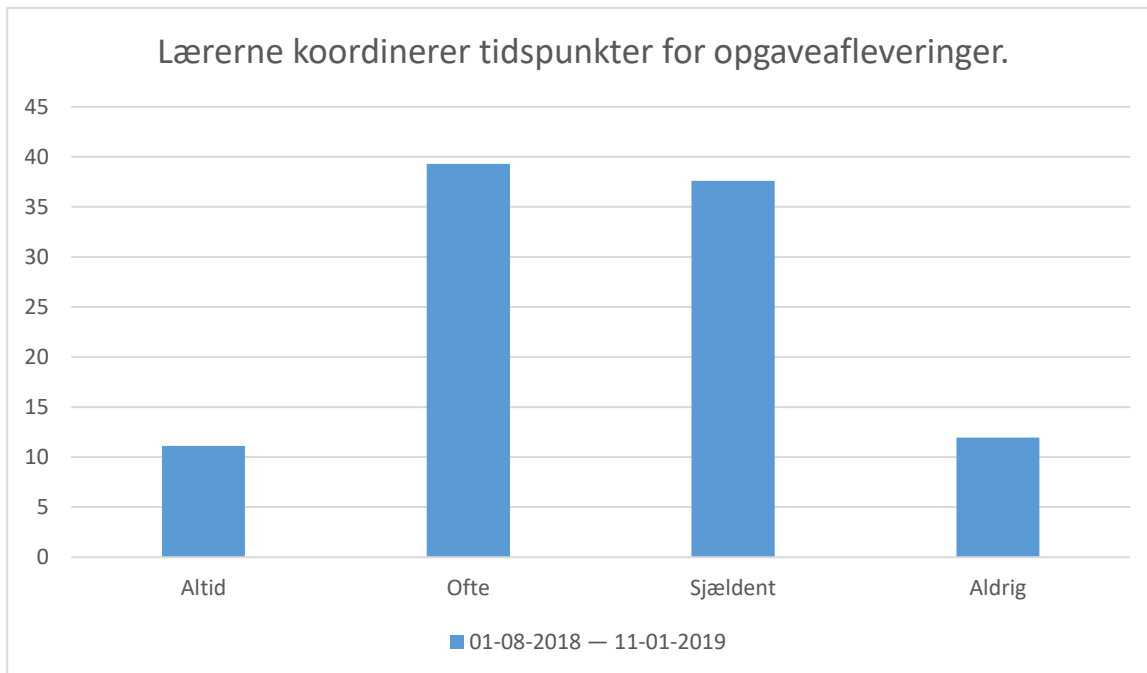
01-08-2018 — 11-01-2019; Gennemsnit: 3,1, spredning: 0,6

Svarmulighed	01-08-2018 — 11-01-2019: Antal	01-08-2018 — 11-01-2019: Andel (%)
Altid	28	23
Ofte	80	66
Sjældent	13	11
Aldrig	1	1
Total	122	-



01-08-2018 — 11-01-2019; Gennemsnit: 3,2, spredning: 0,7

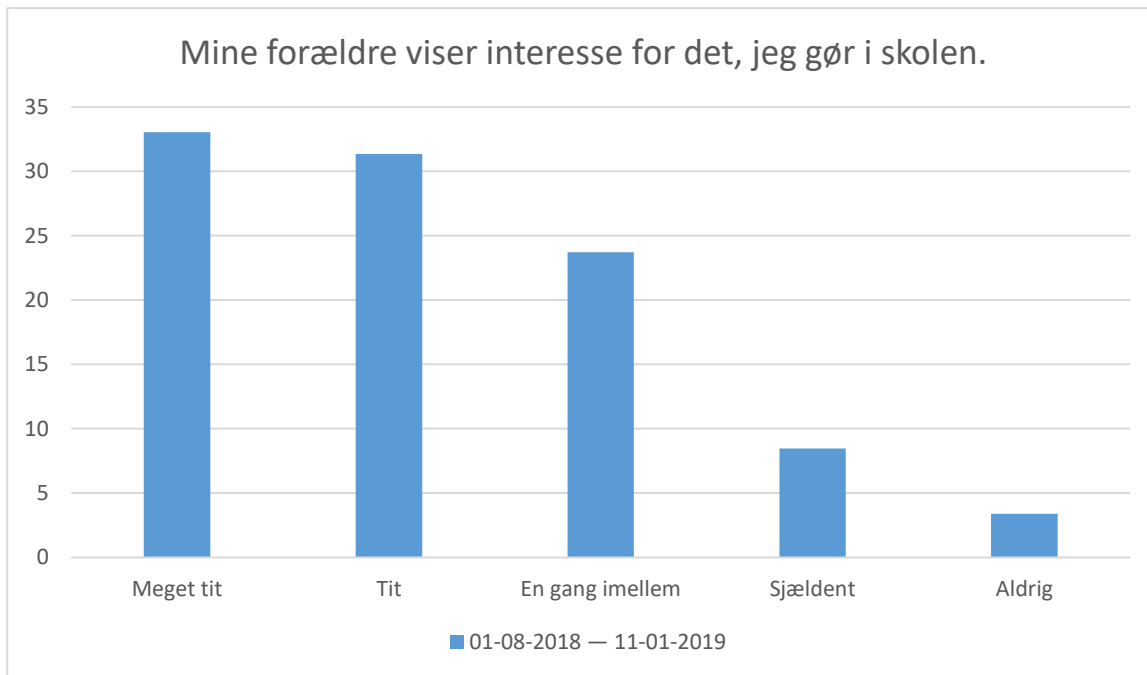
Svarmulighed	01-08-2018 — 11-01-2019: Antal	01-08-2018 — 11-01-2019: Andel (%)
Altid	40	35
Ofte	62	54
Sjældent	10	9
Aldrig	3	3
Total	115	-



01-08-2018 — 11-01-2019; Gennemsnit: 2,5, spredning: 0,8

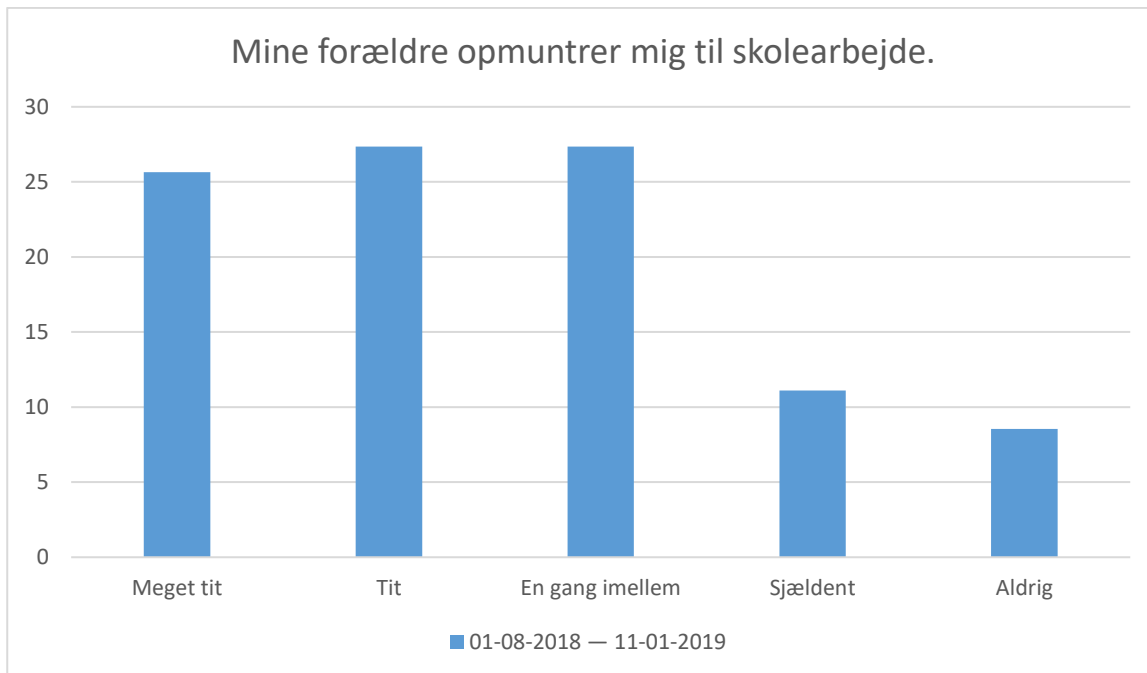
Svarmulighed	01-08-2018 — 11-01-2019: Antal	01-08-2018 — 11-01-2019: Andel (%)
Altid	13	11
Ofte	46	39
Sjældent	44	38
Aldrig	14	12
Total	117	-

Afsnit E



01-08-2018 — 11-01-2019; Gennemsnit: 3,8, spredning: 1,1

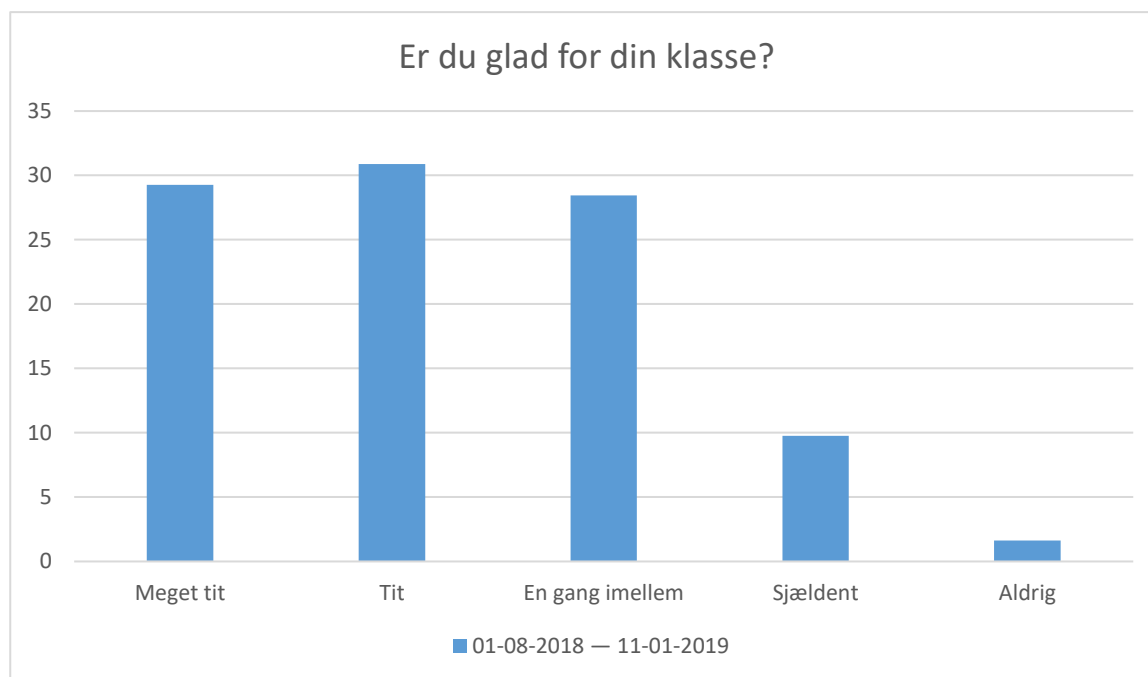
Svarmulighed	01-08-2018 — 11-01-2019: Antal	01-08-2018 — 11-01-2019: Andel (%)
Meget tit	39	33
Tit	37	31
En gang imellem	28	24
Sjældent	10	8
Aldrig	4	3
Total	118	-



01-08-2018 — 11-01-2019; Gennemsnit: 3,5, spredning: 1,2

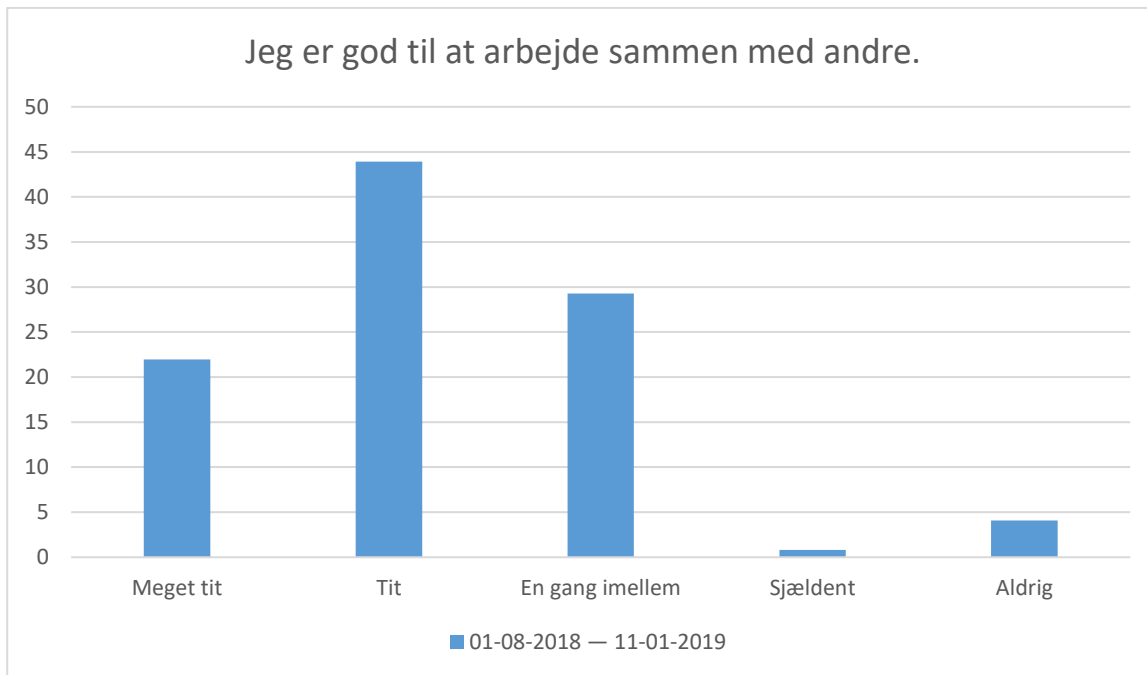
Svarmulighed	01-08-2018 — 11-01-2019: Antal	01-08-2018 — 11-01-2019: Andel (%)
Meget tit	30	26
Tit	32	27
En gang imellem	32	27
Sjældent	13	11
Aldrig	10	9
Total	117	-

Afsnit F



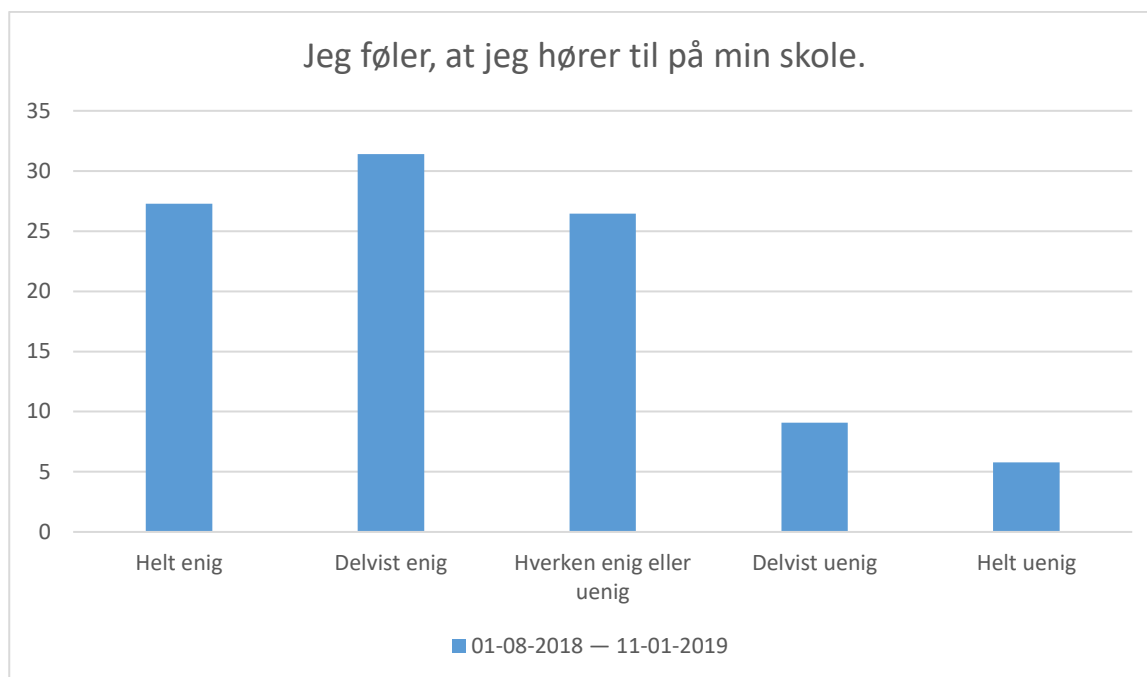
01-08-2018 — 11-01-2019; Gennemsnit: 3,8, spredning: 1

Svarmulighed	01-08-2018 — 11-01-2019: Antal	01-08-2018 — 11-01-2019: Andel (%)
Meget tit	36	29
Tit	38	31
En gang imellem	35	28
Sjældent	12	10
Aldrig	2	2
Total	123	-



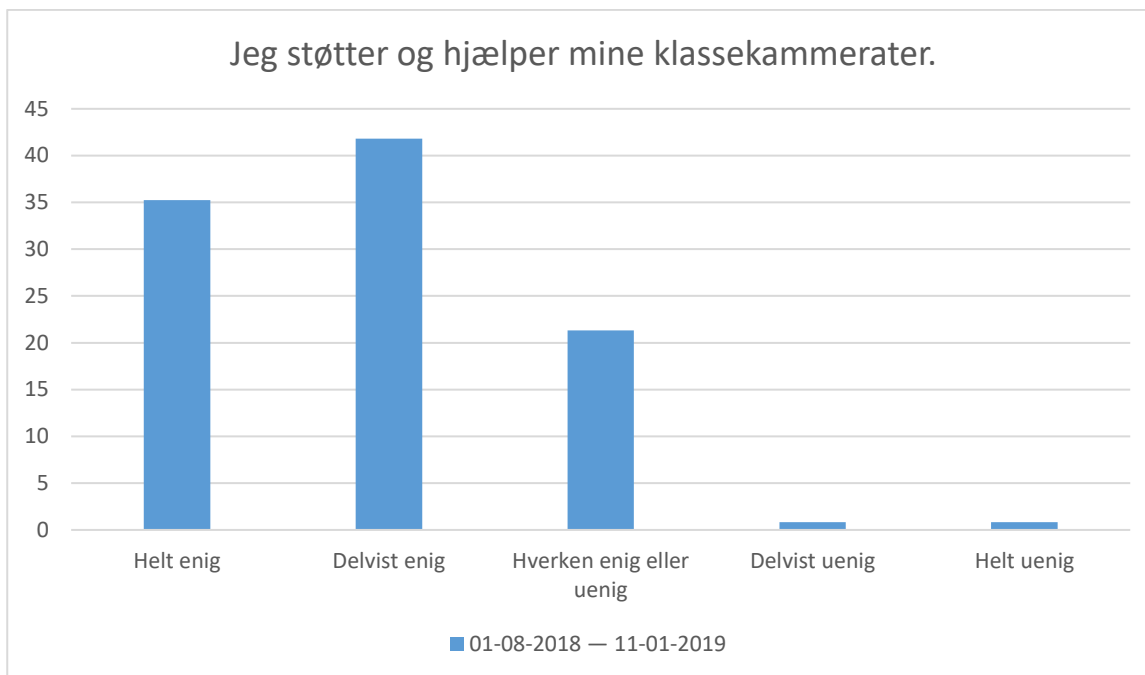
01-08-2018 — 11-01-2019; Gennemsnit: 3,8, spredning: 0,9

Svarmulighed	01-08-2018 — 11-01-2019: Antal	01-08-2018 — 11-01-2019: Andel (%)
Meget tit	27	22
Tit	54	44
En gang imellem	36	29
Sjældent	1	1
Aldrig	5	4
Total	123	-



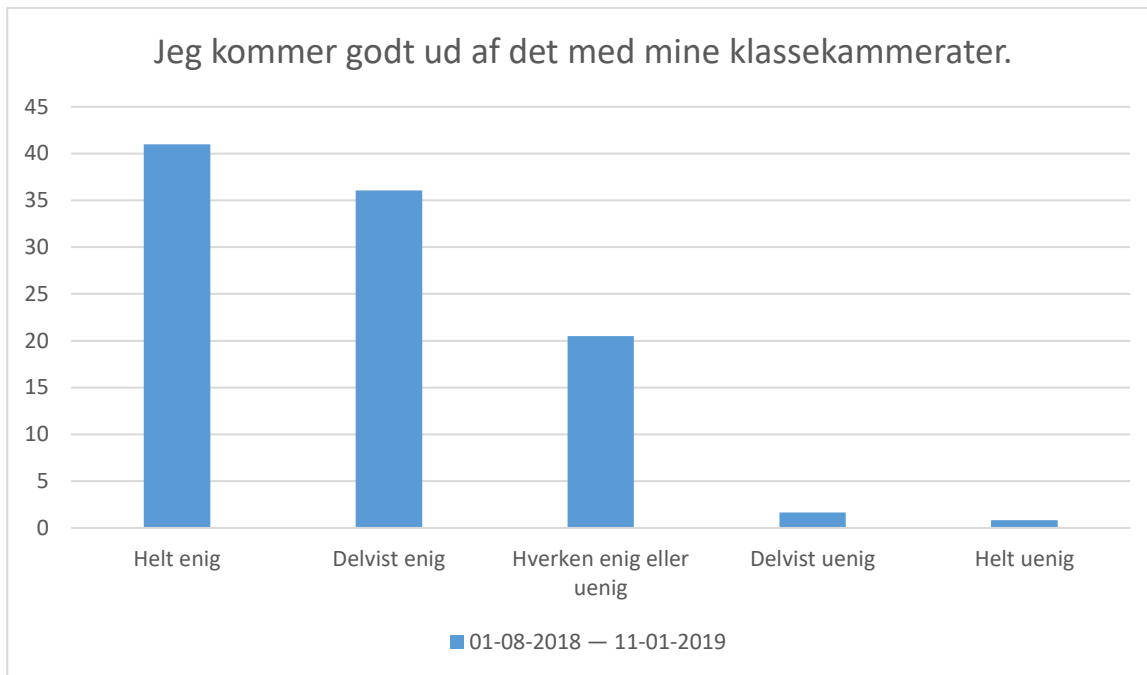
01-08-2018 — 11-01-2019; Gennemsnit: 3,7, spredning: 1,1

Svarmulighed	01-08-2018 — 11-01-2019: Antal		01-08-2018 — 11-01-2019: Andel (%)	
Helt enig		33		27
Delvist enig		38		31
Hverken enig eller uenig		32		26
Delvist uenig		11		9
Helt uenig		7		6
Total		121		-



01-08-2018 — 11-01-2019; Gennemsnit: 4,1, spredning: 0,8

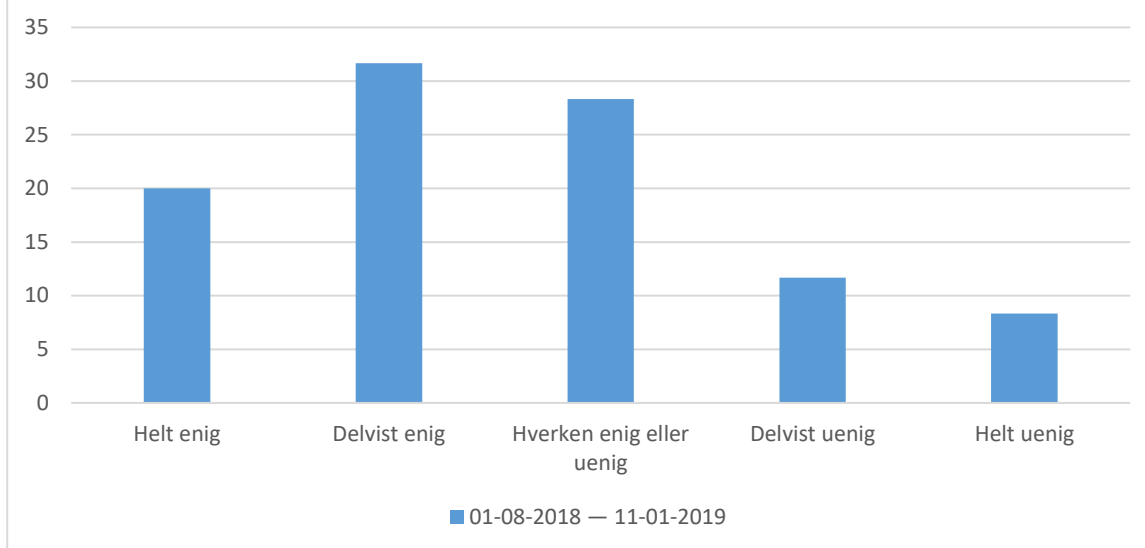
Svarmulighed	01-08-2018 — 11-01-2019: Antal	01-08-2018 — 11-01-2019: Andel (%)
Helt enig	43	35
Delvist enig	51	42
Hverken enig eller uenig	26	21
Delvist uenig	1	1
Helt uenig	1	1
Total	122	-



01-08-2018 — 11-01-2019; Gennemsnit: 4,1, spredning: 0,9

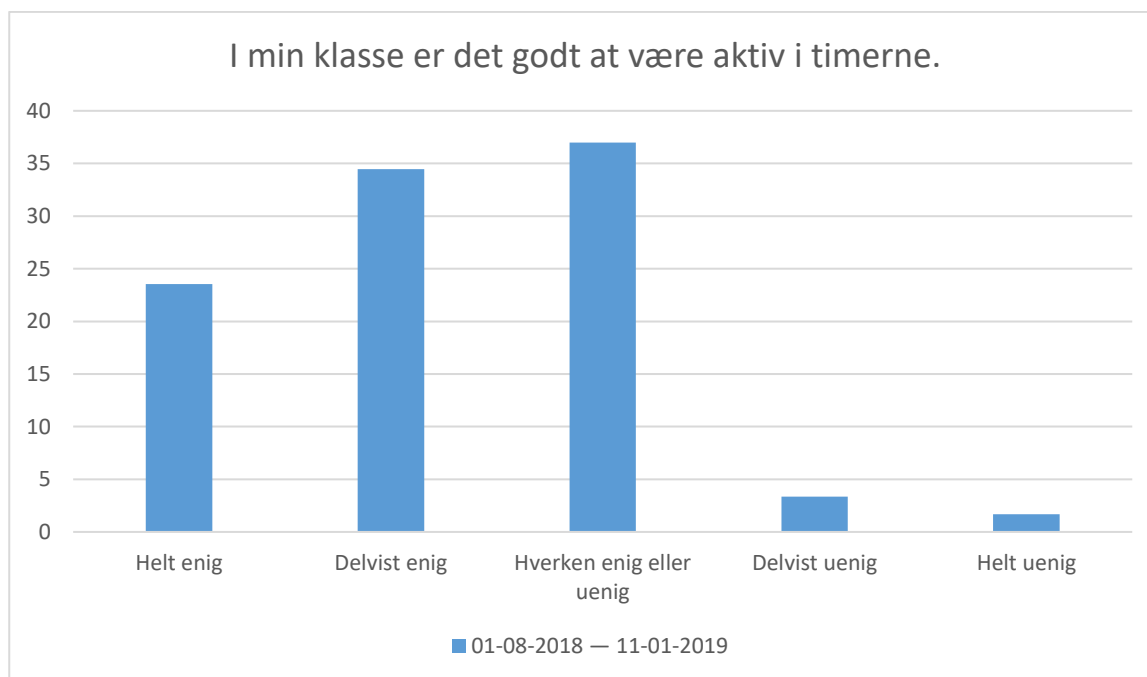
Svarmulighed	01-08-2018 — 11-01-2019: Antal	01-08-2018 — 11-01-2019: Andel (%)
Helt enig	50	41
Delvist enig	44	36
Hverken enig eller uenig	25	20
Delvist uenig	2	2
Helt uenig	1	1
Total	122	-

Stemningen i min klasse er præget af forståelse og respekt for hinanden.



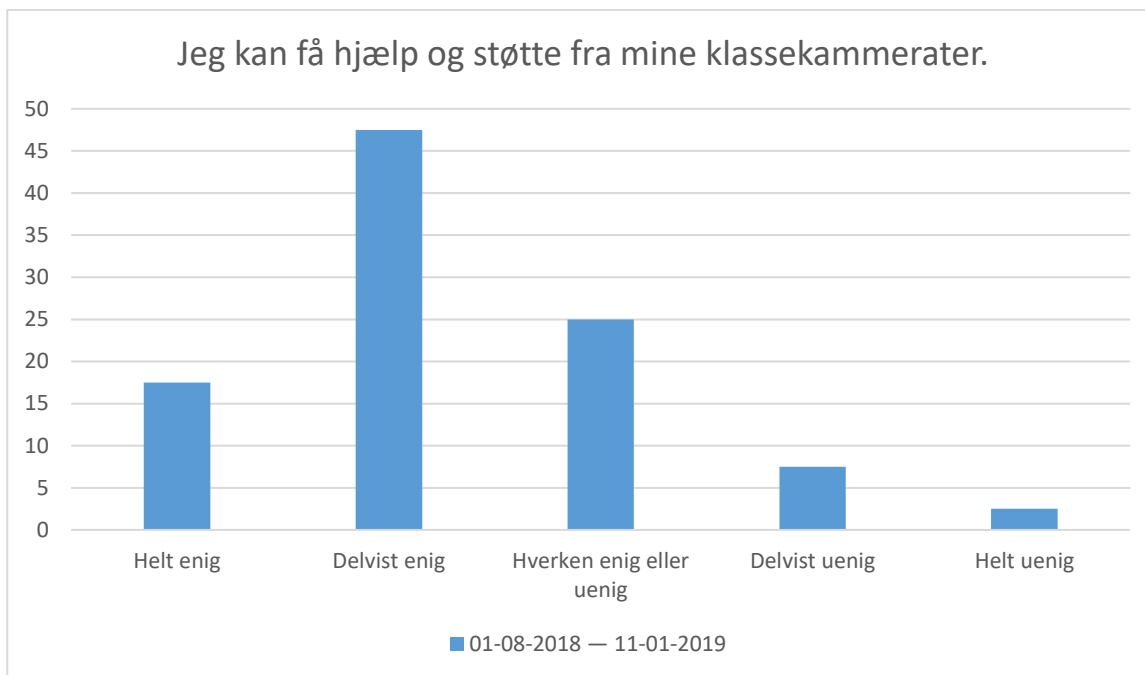
01-08-2018 — 11-01-2019; Gennemsnit: 3,4, spredning: 1,2

Svarmulighed	01-08-2018 — 11-01-2019: Antal	01-08-2018 — 11-01-2019: Andel (%)
Helt enig	24	20
Delvist enig	38	32
Hverken enig eller uenig	34	28
Delvist uenig	14	12
Helt uenig	10	8
Total	120	-



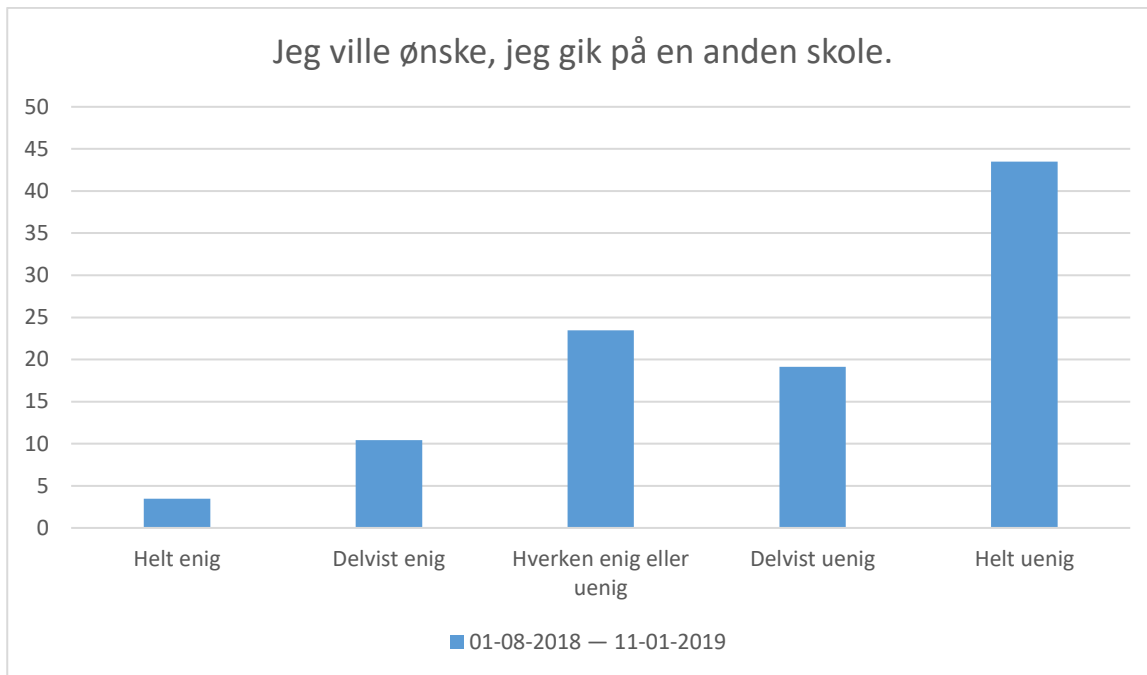
01-08-2018 — 11-01-2019; Gennemsnit: 3,7, spredning: 0,9

Svarmulighed	01-08-2018 — 11-01-2019: Antal	01-08-2018 — 11-01-2019: Andel (%)
Helt enig	28	24
Delvist enig	41	34
Hverken enig eller uenig	44	37
Delvist uenig	4	3
Helt uenig	2	2
Total	119	-



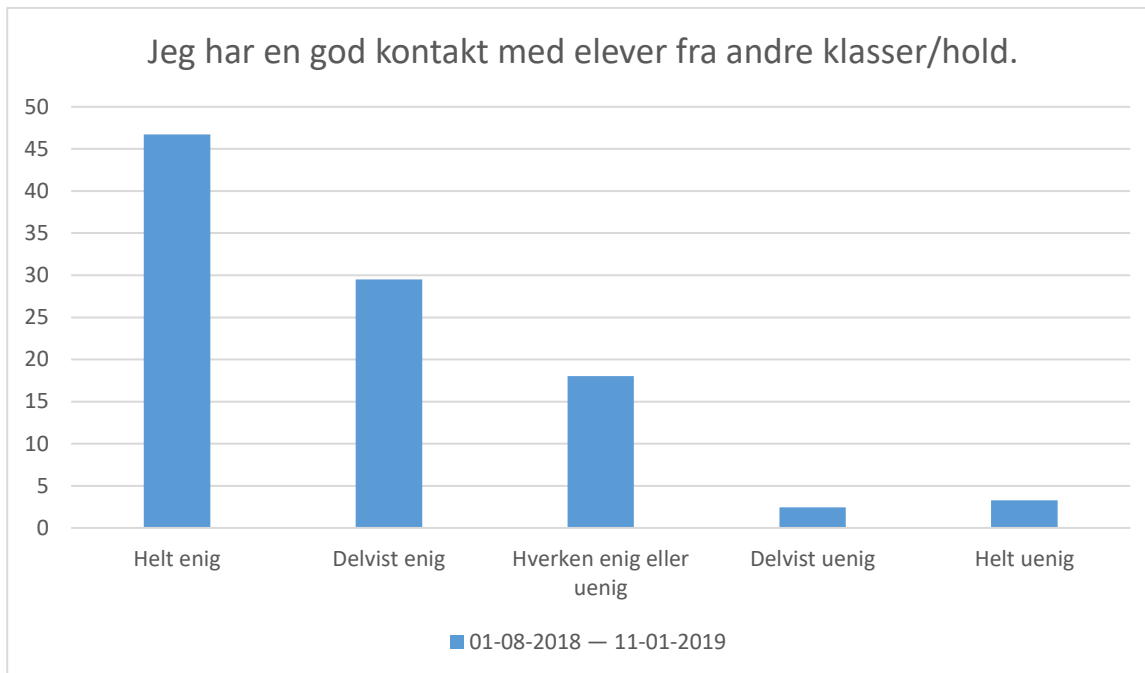
01-08-2018 — 11-01-2019; Gennemsnit: 3,7, spredning: 0,9

Svarmulighed	01-08-2018 — 11-01-2019: Antal	01-08-2018 — 11-01-2019: Andel (%)
Helt enig	21	18
Delvist enig	57	48
Hverken enig eller uenig	30	25
Delvist uenig	9	8
Helt uenig	3	3
Total	120	-



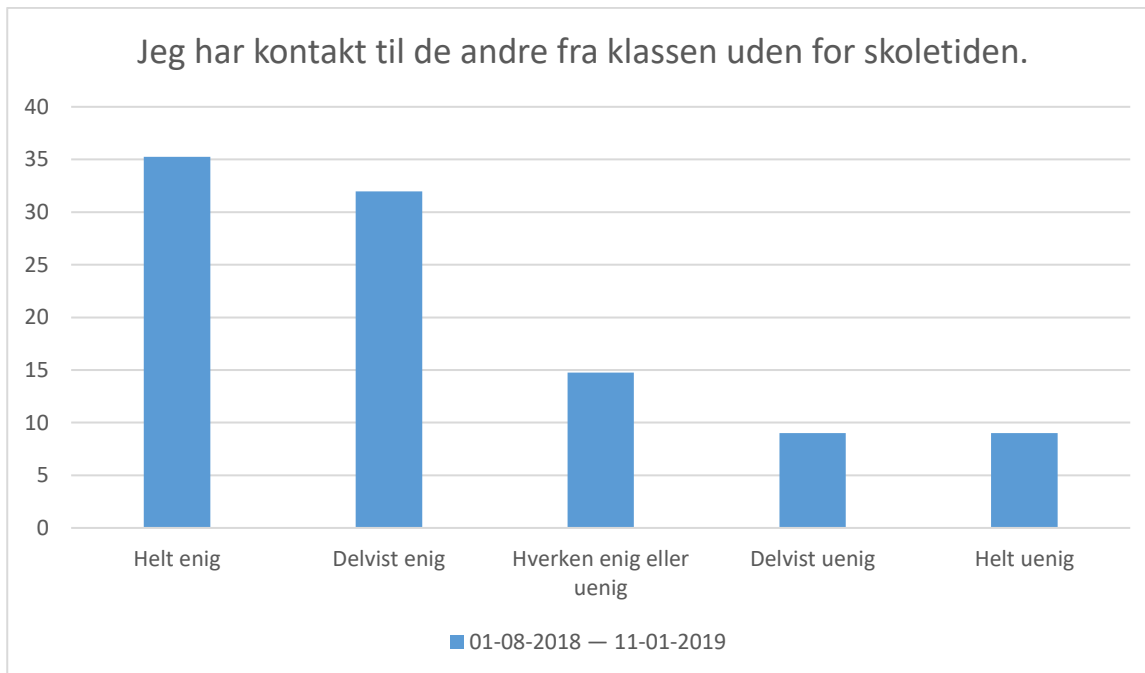
01-08-2018 — 11-01-2019; Gennemsnit: 2,1, spredning: 1,2

Svarmulighed	01-08-2018 — 11-01-2019: Antal	01-08-2018 — 11-01-2019: Andel (%)
Helt enig	4	3
Delvist enig	12	10
Hverken enig eller uenig	27	23
Delvist uenig	22	19
Helt uenig	50	43
Total	115	-



01-08-2018 — 11-01-2019; Gennemsnit: 4,1, spredning: 1

Svarmulighed	01-08-2018 — 11-01-2019: Antal	01-08-2018 — 11-01-2019: Andel (%)
Helt enig	57	47
Delvist enig	36	30
Hverken enig eller uenig	22	18
Delvist uenig	3	2
Helt uenig	4	3
Total	122	-



01-08-2018 — 11-01-2019; Gennemsnit: 3,8, spredning: 1,3

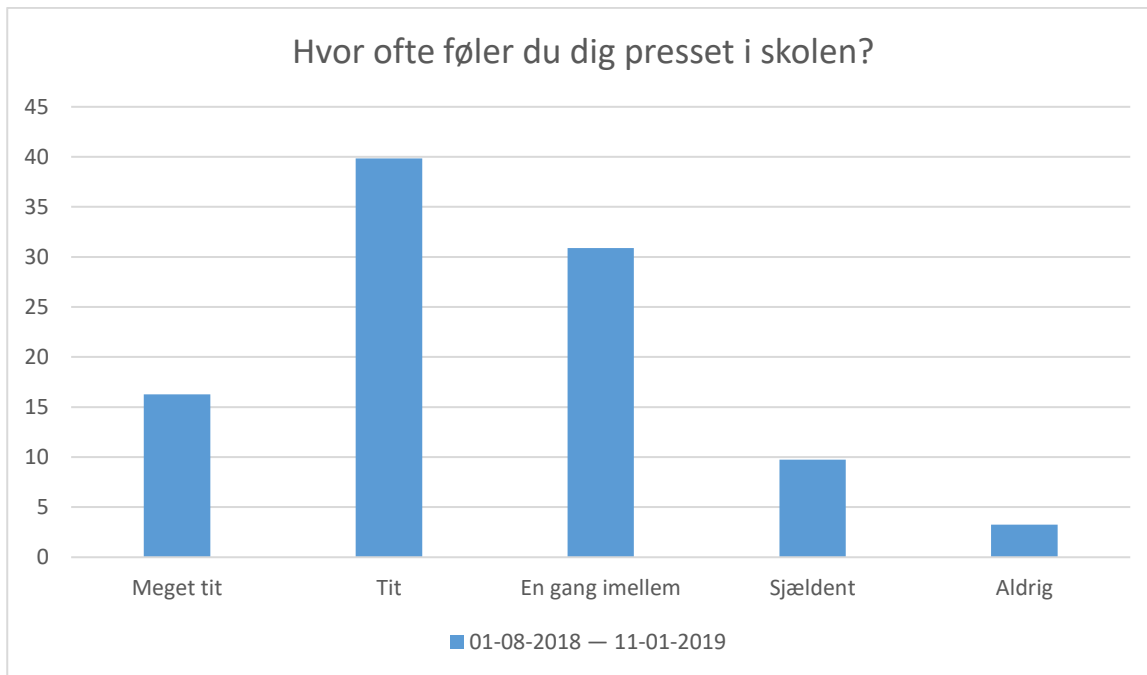
Svarmulighed	01-08-2018 — 11-01-2019: Antal	01-08-2018 — 11-01-2019: Andel (%)
Helt enig	43	35
Delvist enig	39	32
Hverken enig eller uenig	18	15
Delvist uenig	11	9
Helt uenig	11	9
Total	122	-

Afsnit G



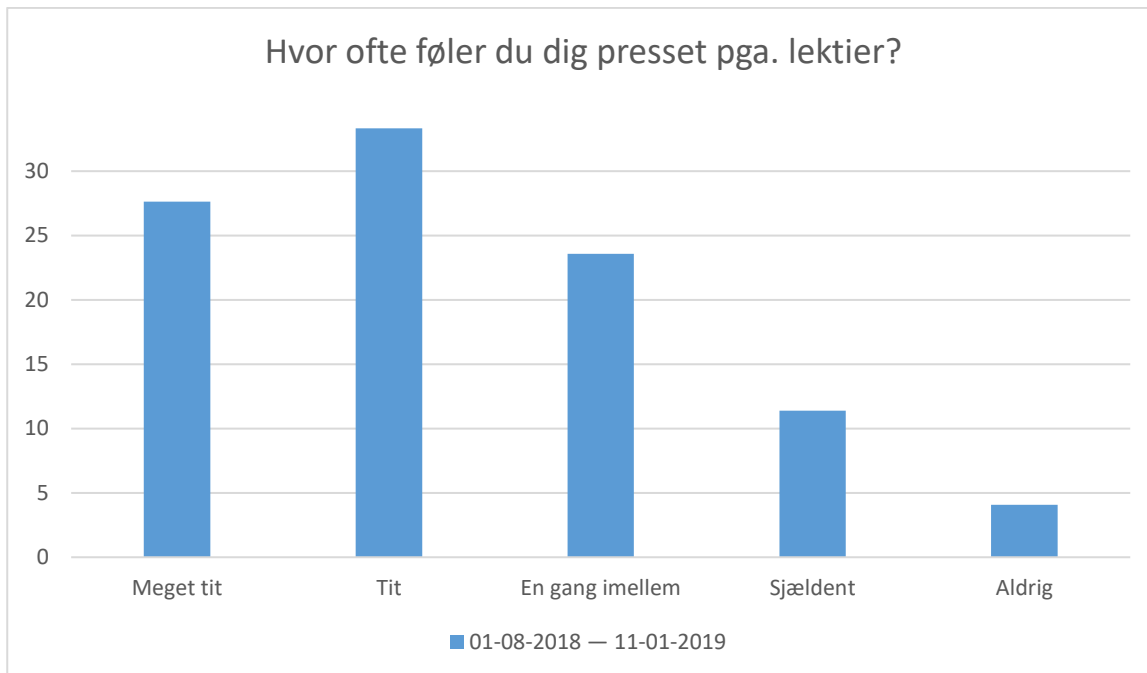
01-08-2018 — 11-01-2019; Gennemsnit: 2,1, spredning: 1,2

Svarmulighed	01-08-2018 — 11-01-2019: Antal	01-08-2018 — 11-01-2019: Andel (%)
Helt enig	5	4
Delvist enig	10	8
Hverken enig eller uenig	31	26
Delvist uenig	22	18
Helt uenig	53	44
Total	121	-



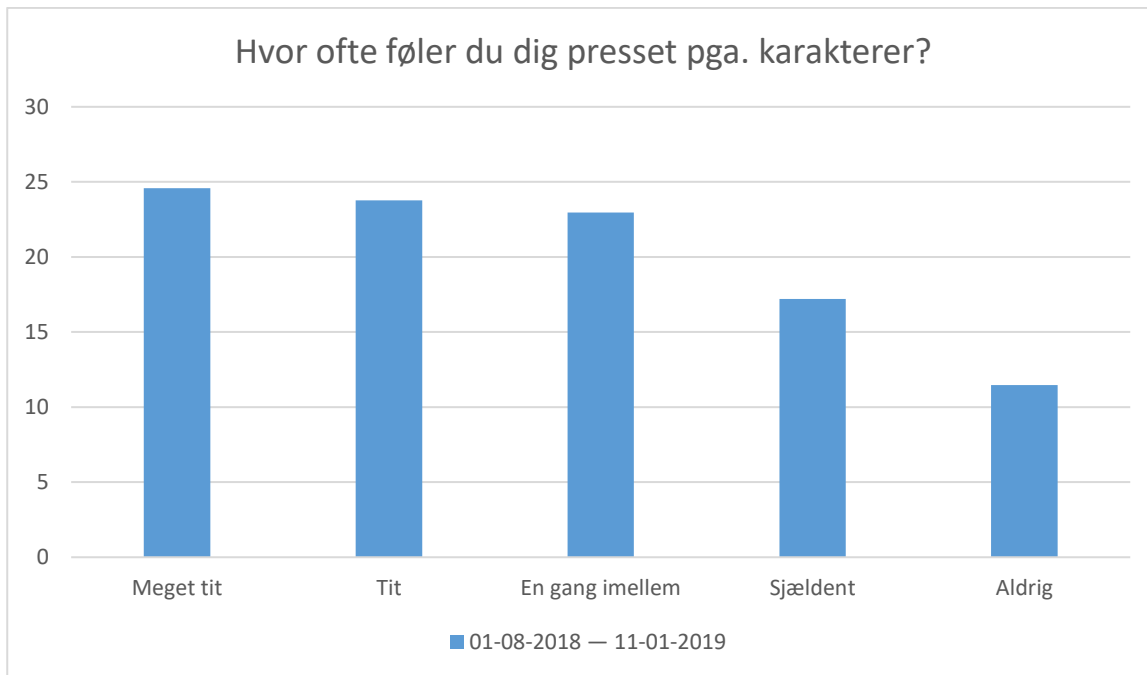
01-08-2018 — 11-01-2019; Gennemsnit: 3,6, spredning: 1

Svarmulighed	01-08-2018 — 11-01-2019: Antal	01-08-2018 — 11-01-2019: Andel (%)
Meget tit	20	16
Tit	49	40
En gang imellem	38	31
Sjældent	12	10
Aldrig	4	3
Total	123	-



01-08-2018 — 11-01-2019; Gennemsnit: 3,7, spredning: 1,1

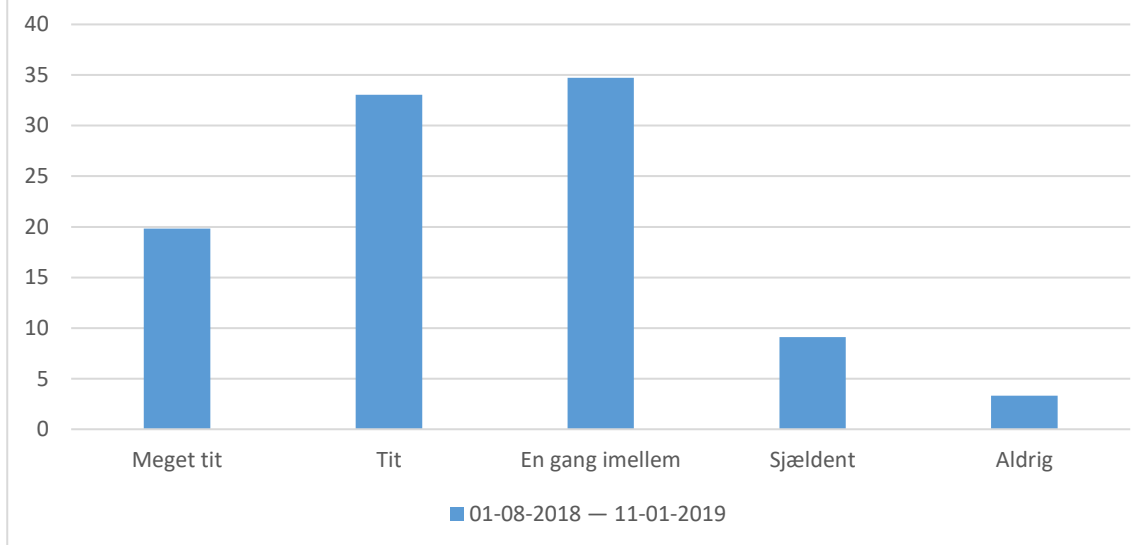
Svarmulighed	01-08-2018 — 11-01-2019: Antal	01-08-2018 — 11-01-2019: Andel (%)
Meget tit	34	28
Tit	41	33
En gang imellem	29	24
Sjældent	14	11
Aldrig	5	4
Total	123	-



01-08-2018 — 11-01-2019; Gennemsnit: 3,3, spredning: 1,3

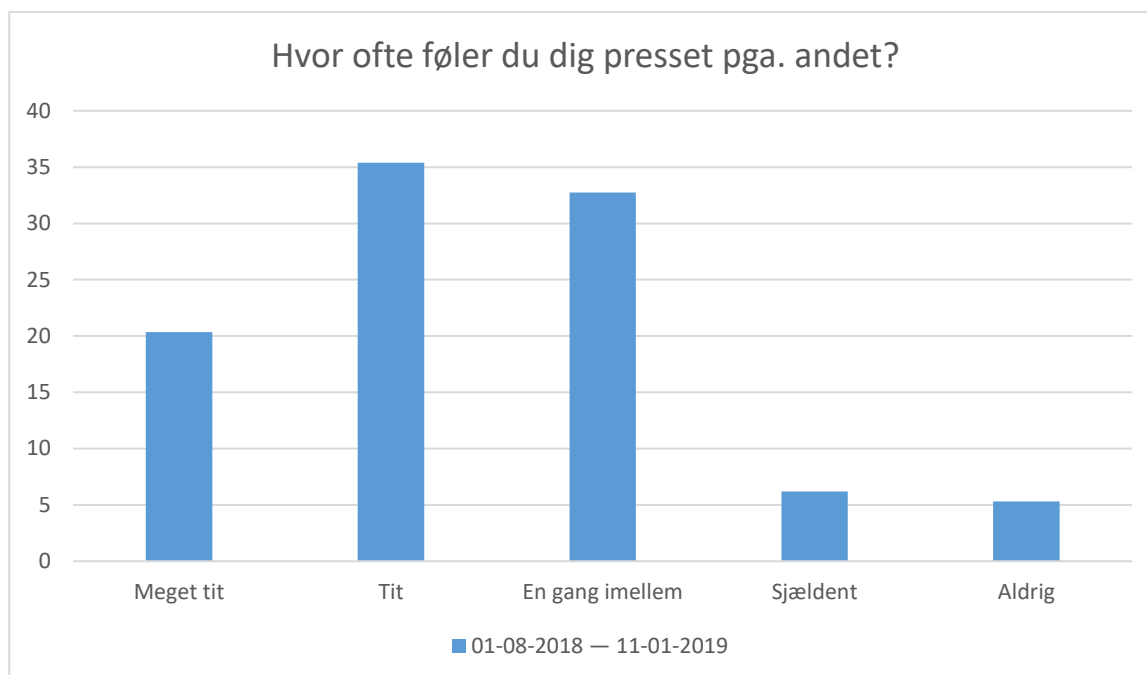
Svarmulighed	01-08-2018 — 11-01-2019: Antal	01-08-2018 — 11-01-2019: Andel (%)
Meget tit	30	25
Tit	29	24
En gang imellem	28	23
Sjældent	21	17
Aldrig	14	11
Total	122	-

Hvor ofte føler du dig presset pga. egne krav og forventninger til skolearbejdet?



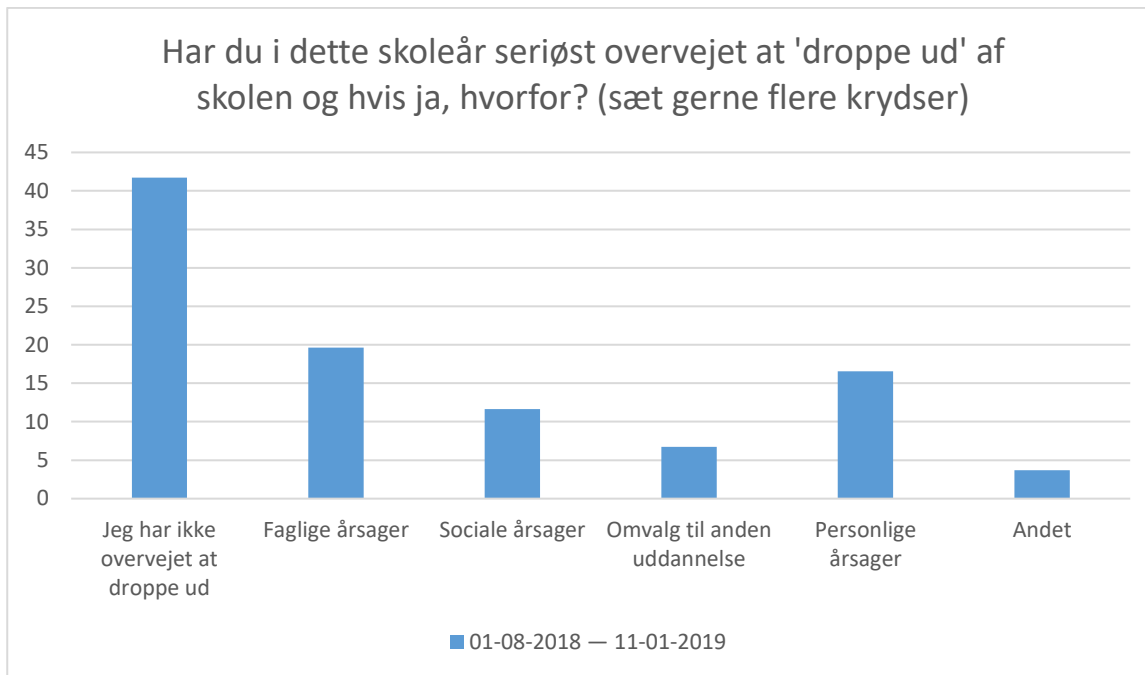
01-08-2018 — 11-01-2019; Gennemsnit: 3,6, spredning: 1

Svarmulighed	01-08-2018 — 11-01-2019: Antal	01-08-2018 — 11-01-2019: Andel (%)
Meget tit	24	20
Tit	40	33
En gang imellem	42	35
Sjældent	11	9
Aldrig	4	3
Total	121	-



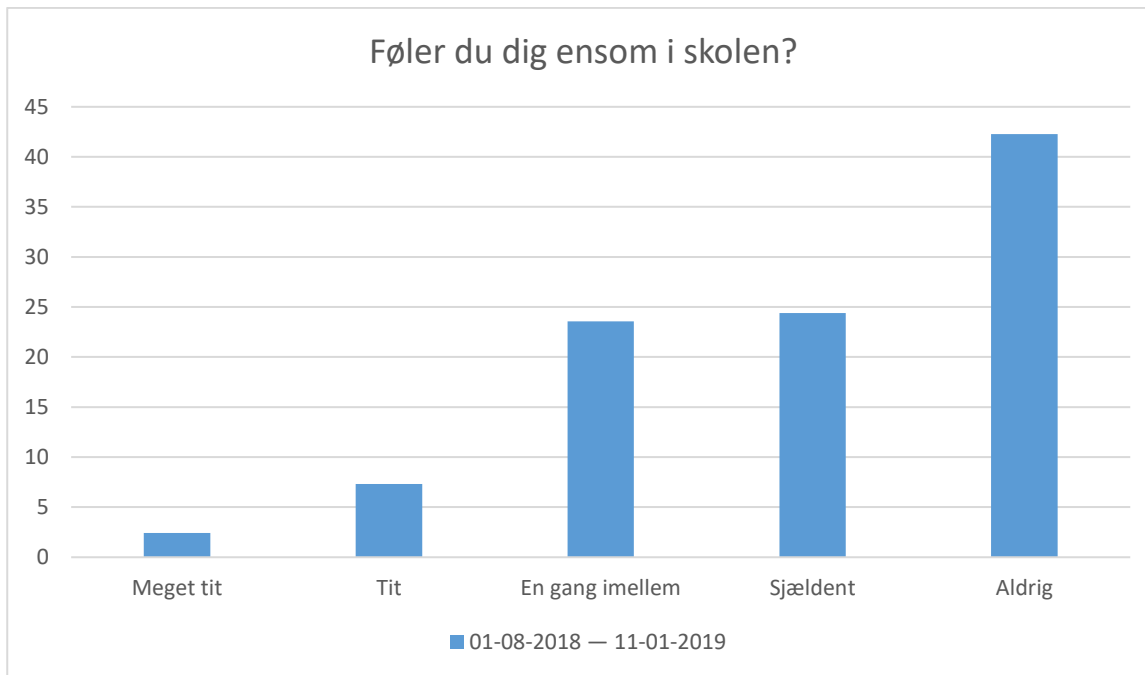
01-08-2018 — 11-01-2019; Gennemsnit: 3,6, spredning: 1

Svarmulighed	01-08-2018 — 11-01-2019: Antal	01-08-2018 — 11-01-2019: Andel (%)
Meget tit	23	20
Tit	40	35
En gang imellem	37	33
Sjældent	7	6
Aldrig	6	5
Total	113	-



01-08-2018 — 11-01-2019; Gennemsnit og spredning kan ikke beregnes.

Svarmulighed	01-08-2018 — 11-01-2019: Antal		01-08-2018 — 11-01-2019: Andel (%)	
Jeg har ikke overvejet at droppe ud	68		42	
Faglige årsager	32		20	
Sociale årsager	19		12	
Omvalg til anden uddannelse	11		7	
Personlige årsager	27		17	
Andet	6		4	
Total	163			

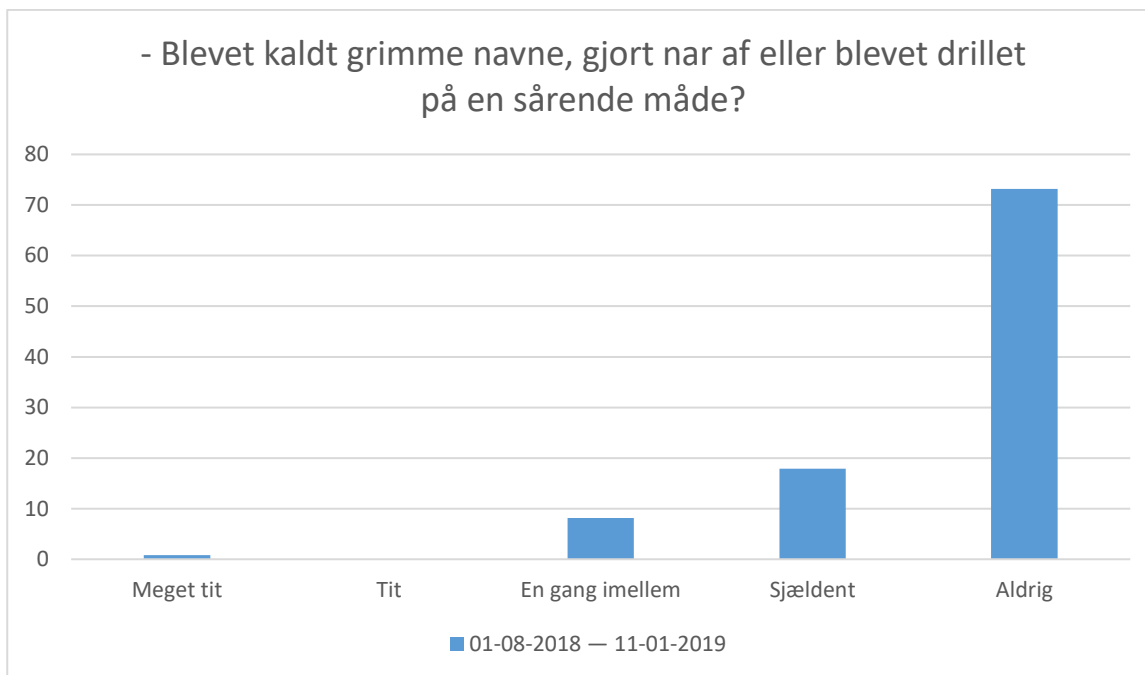


01-08-2018 — 11-01-2019; Gennemsnit: 2, spredning: 1,1

Svarmulighed	01-08-2018 — 11-01-2019: Antal	01-08-2018 — 11-01-2019: Andel (%)
Meget tit	3	2
Tit	9	7
En gang imellem	29	24
Sjældent	30	24
Aldrig	52	42
Total	123	-

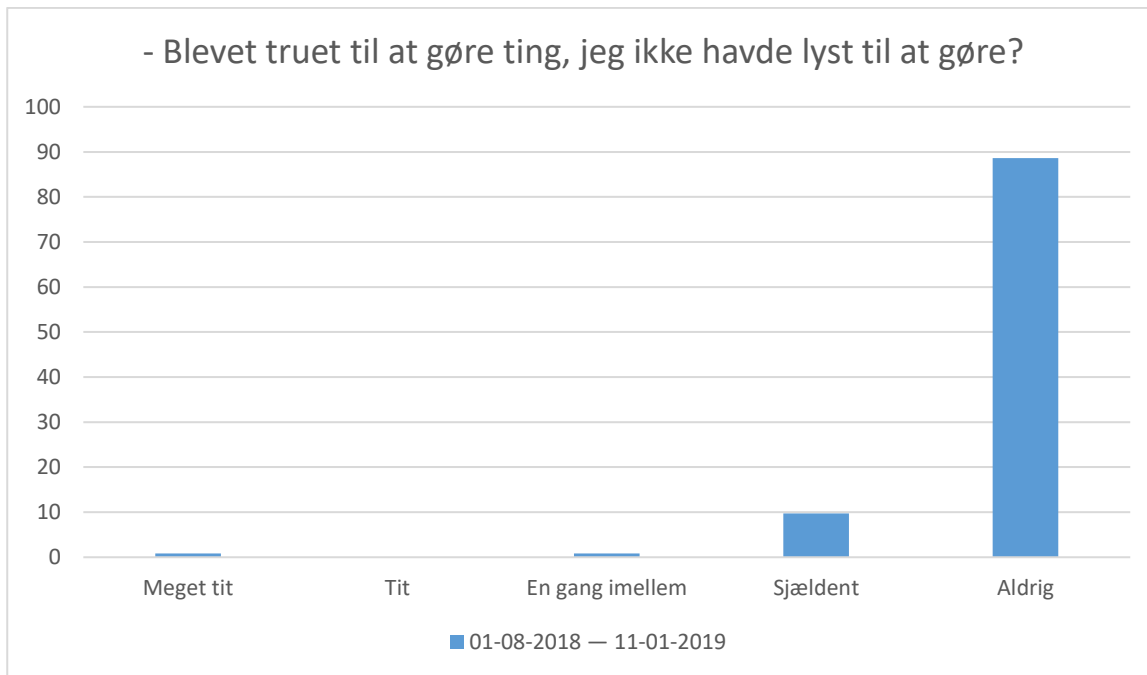
Afsnit H

Spørgsmålet »I hvilket omfang er du det seneste år blevet udsat for følgende af andre elever eller ansatte på skolen?« har ikke nok besvarelser.



01-08-2018 — 11-01-2019; Gennemsnit: 1,4, spredning: 0,7

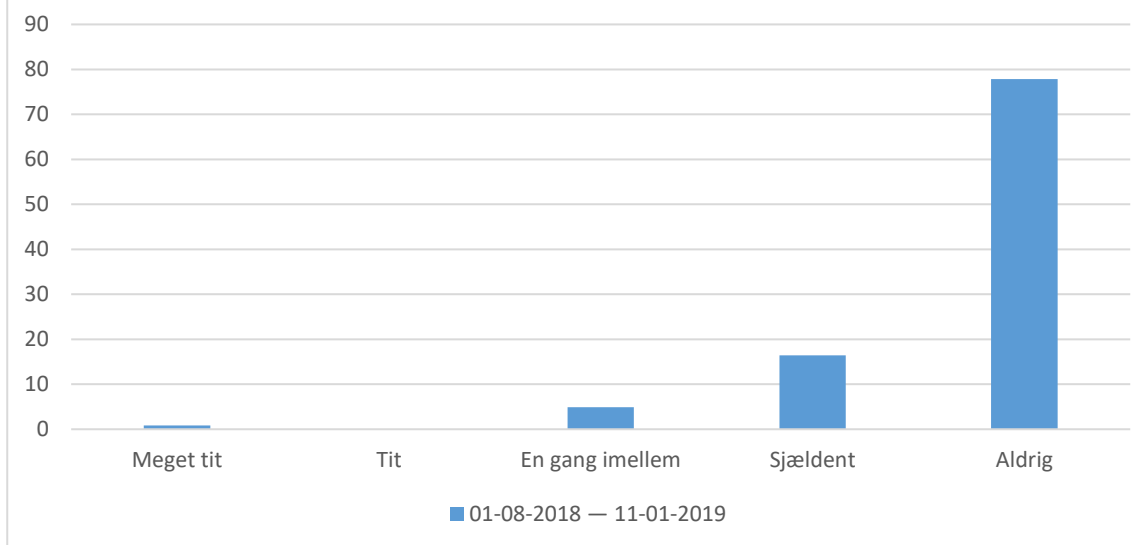
Svarmulighed	01-08-2018 — 11-01-2019: Antal	01-08-2018 — 11-01-2019: Andel (%)
Meget tit	1	1
Tit	0	0
En gang imellem	10	8
Sjældent	22	18
Aldrig	90	73
Total	123	-



01-08-2018 — 11-01-2019; Gennemsnit: 1,1, spredning: 0,5

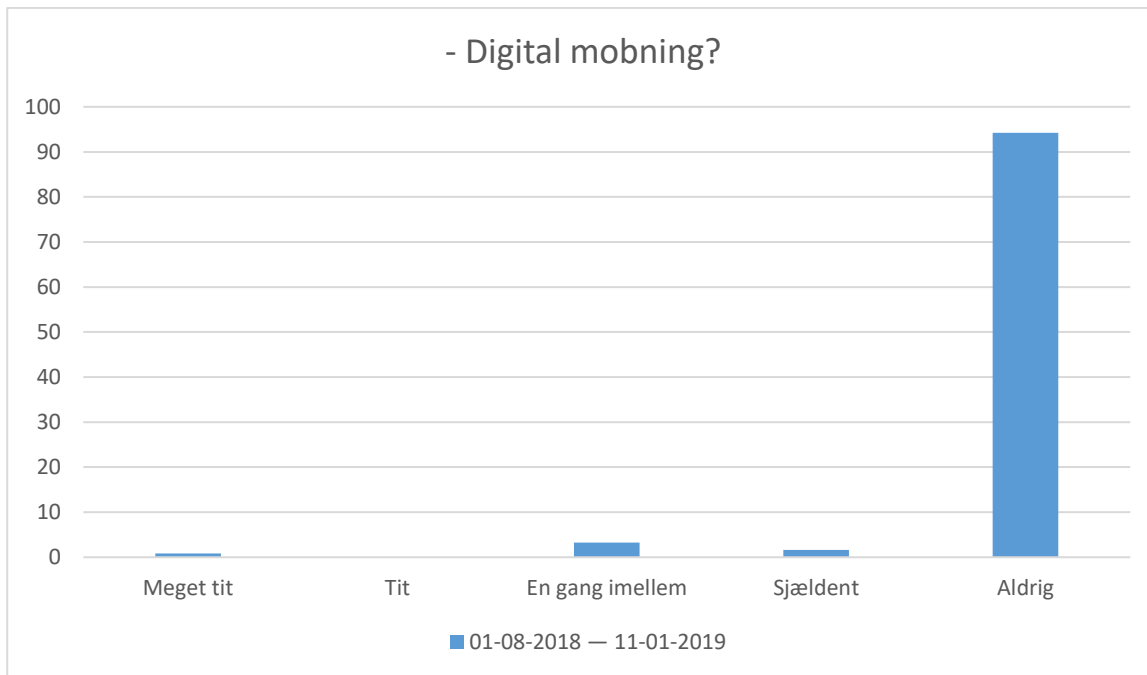
Svarmulighed	01-08-2018 — 11-01-2019: Antal	01-08-2018 — 11-01-2019: Andel (%)
Meget tit	1	1
Tit	0	0
En gang imellem	1	1
Sjældent	12	10
Aldrig	109	89
Total	123	-

- Blevet udsat for uønsket psykisk eller fysisk opmærksomhed?



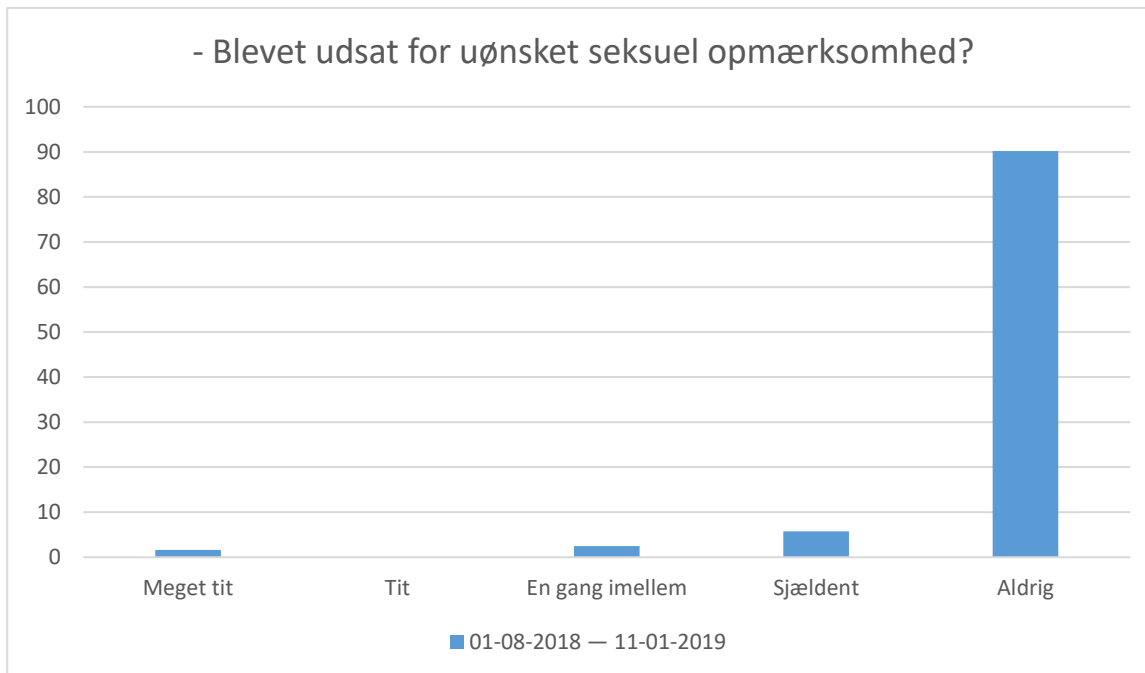
01-08-2018 — 11-01-2019; Gennemsnit: 1,3, spredning: 0,6

Svarmulighed	01-08-2018 — 11-01-2019: Antal	01-08-2018 — 11-01-2019: Andel (%)
Meget tit	1	1
Tit	0	0
En gang imellem	6	5
Sjældent	20	16
Aldrig	95	78
Total	122	-



01-08-2018 — 11-01-2019; Gennemsnit: 1,1, spredning: 0,5

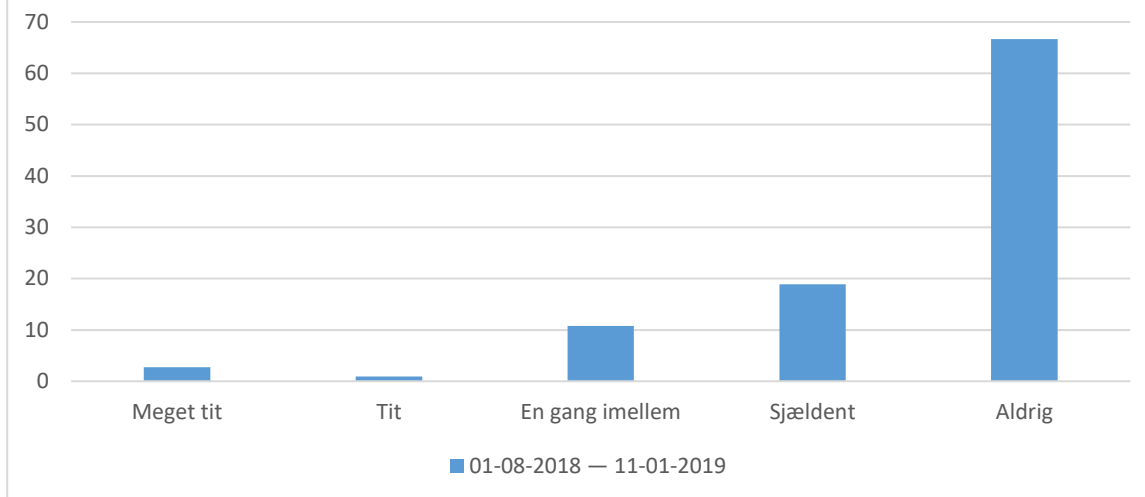
Svarmulighed	01-08-2018 — 11-01-2019: Antal	01-08-2018 — 11-01-2019: Andel (%)
Meget tit	1	1
Tit	0	0
En gang imellem	4	3
Sjældent	2	2
Aldrig	115	94
Total	122	-



01-08-2018 — 11-01-2019; Gennemsnit: 1,2, spredning: 0,6

Svarmulighed	01-08-2018 — 11-01-2019: Antal		01-08-2018 — 11-01-2019: Andel (%)	
Meget tit		2		2
Tit		0		0
En gang imellem		3		2
Sjældent		7		6
Aldrig		110		90
Total		122		-

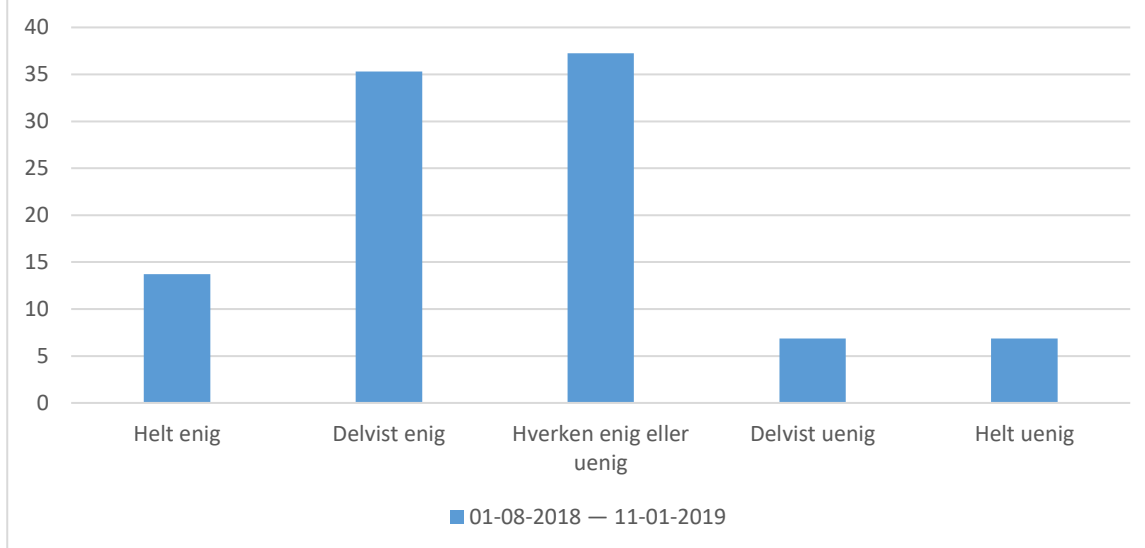
I hvilket omfang har du det seneste år oplevet, at elever eller ansatte på skolen er blevet presset til at gøre ting, som de ikke havde lyst til at gøre?



01-08-2018 — 11-01-2019; Gennemsnit: 1,5, spredning: 0,9

Svarmulighed	01-08-2018 — 11-01-2019: Antal	01-08-2018 — 11-01-2019: Andel (%)
Meget tit	3	3
Tit	1	1
En gang imellem	12	11
Sjældent	21	19
Aldrig	74	67
Total	111	-

Der er gode muligheder på skolen for at få støtte og vejledning, hvis det har været svært.



01-08-2018 — 11-01-2019; Gennemsnit: 3,4, spredning: 1

Svarmulighed	01-08-2018 — 11-01-2019: Antal	01-08-2018 — 11-01-2019: Andel (%)
Helt enig	14	14
Delvist enig	36	35
Hverken enig eller uenig	38	37
Delvist uenig	7	7
Helt uenig	7	7
Total	102	-

